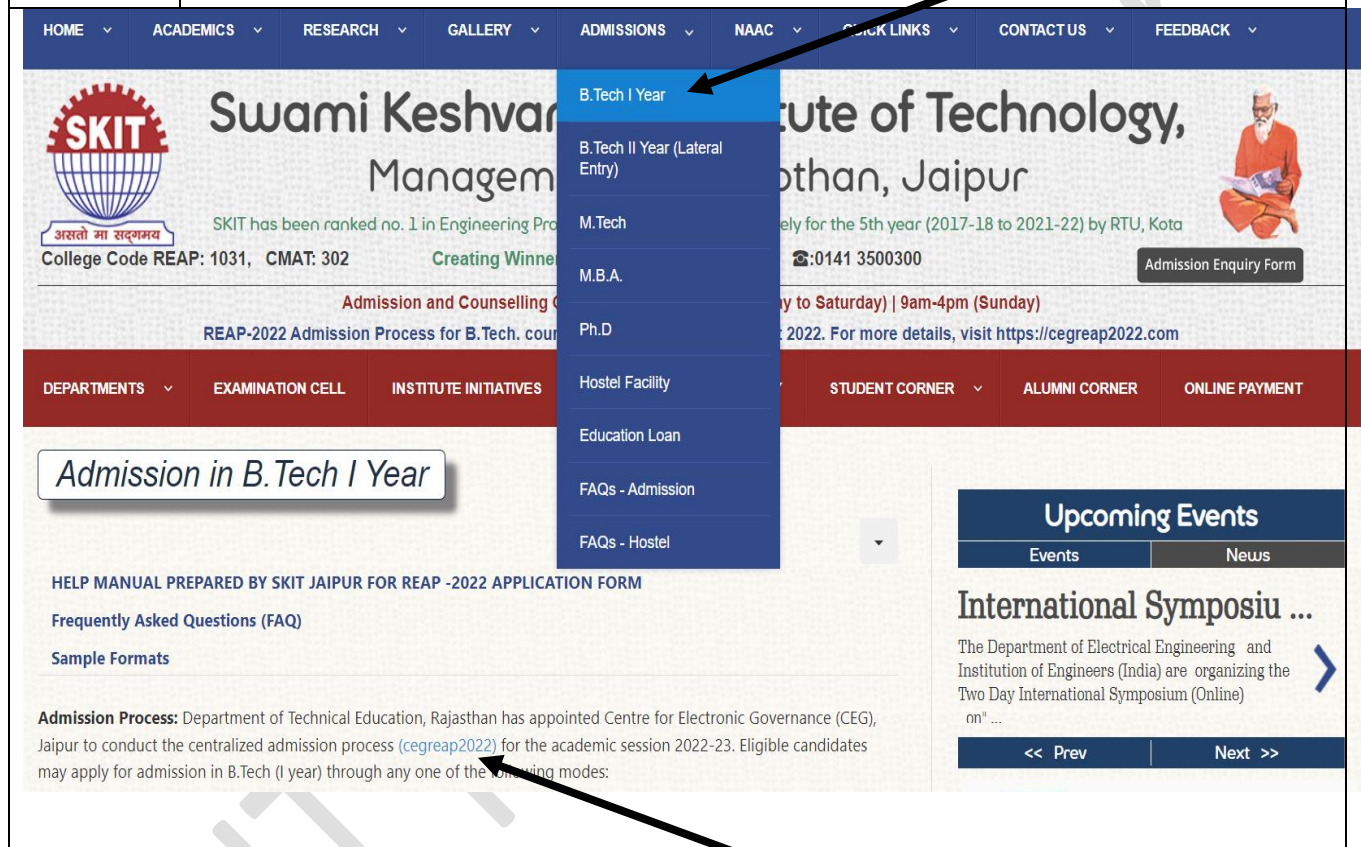


REAP -2022 Form Filling Process for Admission in B.Tech Course

	Applicant who wishes to take admission in B.Tech. I year would require to browse the official website of SKIT (www.skit.ac.in) and fill the online form.
	जो आवेदक बी. टेक. प्रथम वर्ष में प्रवेश लेना चाहते हैं, वे skit college की अधिकारिक वेबसाइट www.skit.ac.in पर जाकर ऑन लाइन फार्म भर सकते हैं। वेब साइट पर जाकर आवेदक Admissions में B.Tech. I year पर क्लिक करें।




The screenshot shows the SKIT Jaipur website. The 'ADMISSIONS' menu is open, and 'B.Tech I Year' is selected. A box labeled 'Admission in B.Tech I Year' is highlighted. The page also features a 'HELP MANUAL PREPARED BY SKIT JAIPUR FOR REAP -2022 APPLICATION FORM' and a 'Frequently Asked Questions (FAQ)' section.

Admission in B.Tech I Year में REAP admission portal (<https://cegreap2022.com/>) पे क्लिक करें।

Candidates who aspire to take admission in B.Tech. First year should fill up the online form for admission by visiting the official website <https://cegreap2022.com/>. Browsing through the website, the candidate can view the tentative [schedule](#) of activities related to the admission process. Candidate is expected to read the schedule of activities carefully. After carefully going through all the instructions, the candidate should click on left side box [“Candidate Panel Click Here”](#)

REAP admission portal (Click here to apply) पर क्लिक करने के बाद REAP की अधिकारिक वेबसाइट <https://cegreap2022.com/> का लिंक खुलेगा। जिस पर ऑन लाइन फार्म भरना होगा। इस वेब साइट पर जाकर आवेदक संभावित **Important Information/Documents** की जानकारी ले सकते हैं। आवेदक से आशा की जाती है कि वह **Important Information/Documents** में **Instruction Booklet For REAP-2022** ध्यानपूर्वक पढ़ ले। सावधानीपूर्वक पढ़ने के बाद आवेदक को बायीं ओर के लिंक [“Click here for Dashboard/Registration in B.E./B.Tech. Course”](#) पर क्लिक करना होगा।



RAJASTHAN ENGINEERING ADMISSION PROCESS(REAP)-2022

Centre For Electronic Governance, Jaipur
(Established By Govt. of Rajasthan)
Near G. A. R. C. Khaitan Polytechnic College, Jhalana Doongri, Jaipur-302004 Phone: 0141-2702344, 9462015808, 9462015080

Note: For Any Query or Issue , Please contact For Candidates: reap22studenthelp@gmail.com and For Institutes: reap22institutehelp@gmail.com (For Institute only)

News and Updates

- REAP-2022 Tentative Schedule
- REAP-2022 Instruction Booklet
- NewsPaper Advertisement

Candidate Panel


- Please check Subject Groups and respective Branches
- Support/Help ticket
- Candidate Registration for REAP-2022**
- Important Dates for REAP-2022

College Panel


- Institute Login and Registration

Important Dates for Candidates		
Announcement	B.E./B.Tech Course	B.Arch Course
Date of commencement for filling of the Online Application cum Registration with fee Rs. 295/-	14.08.22	14.08.22
Last date for payment of online application cum registration fee of Rs. 295/-	28.08.22	28.08.22
Last date for submitting online application cum registration form	29.08.22	29.08.22


Important Dates for Institutions		
Announcement	B.E./B.Tech Course	B.Arch Course
Starting date for filling online Registration Form with fee (Rs. 11800/-)	07.08.22	07.08.22
Last date for payment of online registration fee (Rs. 11800/-)	12.08.22	12.08.22
Last date for submitting online registration form	12.08.22	12.08.22



Sh. Ashok Gehlot
Hon'ble Chief Minister, Rajasthan




Dr. Subhash Garg
Hon'ble Minister, Department of Technical Education ,
Rajasthan




Shri Bhawani Singh Detha (IAS)

Step 1	On clicking “ Candidate Panel ”, general instruction will be displayed. Candidate should read all the instructions carefully and he/she can also download some Important documents which will be useful during the whole process of reporting. On the right hand side of the website one can see the tab “ Register for REAP 2022 ” and click on it for making registration in the admission process.
चरण 1	“ Click here for Dashboard/Registration in B.E./B.Tech. Course ” पर क्लिक करने के बाद, आवेदक को अगले चरण में जाने पर Registration, Application & College Choice/Option Forms Screen पर दिखाई देगी। वेब साइट के दायीं ओर उपलब्ध टैब “ Step-1: Register For REAP-2022 ” दिखाई देगा। आवेदक को प्रवेश प्रक्रिया में पंजीकरण हेतु उस टैब पर क्लिक करना होगा।



RAJASTHAN ENGINEERING ADMISSION PROCESS(REAP)-2022
Centre for Electronic Governance, Jaipur
(Established By Govt. of Rajasthan)
Near Govt. R. C. Khaitan Polytechnic College, Jhalana Doongri, Jaipur-302004 Phone:



Important Information/Documents

- Information Booklet REAP-2022


Important Information

- अभ्यर्थियों से अनुरोध है कि पंजीयन (Registration) करने तथा पंजीयन शुल्क रु . 295/- भुगतान करने से पूर्व : REAP-2022 हेतु अपनी पात्रता भर्ती-भाति जांच लें।
- अपना मोबाइल नंबर तथा ईमेल आई. डी. निश्चित कर लें तथा प्रक्रिया के दौरान नहीं बदलें।
- एप्लीकेशन फॉर्म में जन्म दिनांक, Gender (Male/Female/Transgender), Income Group, Category, Subcategory में किसी परिवर्तन की अनुमति नहीं होगी।
- अभ्यर्थी कृपया ध्यान दें कि पंजीयन शुल्क रु . 295/- भुगतान करने पर दर्शाया गया Transaction Number ध्यानपूर्वक सावधानी से अपने पास रख लें।
- अभ्यर्थियों को निर्देशित किया जाता है कि किसी भी व्यक्ति/संस्था/एजेंसी से अपना लॉगिन आई. डी. तथा पासवर्ड साझा न करें।
- अभ्यर्थियों को निर्देशित किया जाता है कि ईमेल इनबॉक्स में प्राप्त न होने पर जंक/स्पैम(Junk/SPAM) सेक्शन चेक करें।


Registration, Application & College Choice/Option Forms

- Step-1: Register For REAP-2022
- Fee Transaction Status
- Step-2: Fill Application Form for REAP-2022
- Step-3: Upload Document
- Step-4: Fill/Update & Lock College Choice/Option Form
- Step-5: Print Application Form
- Forgot Registered FormNo & Password?

	After clicking on the tab “ Register for REAP 2022 ”, a new window displays the undertaking regarding the REAP process. Please click on the check box and then on “Proceed” after reading the content of undertaking.
	Step-1: Register For REAP-2022 टैब पर क्लिक करने के बाद अण्डरटेकिंग दिखाई देगी। आपको अण्डरटेकिंग के लिये “ Click here ” के नीचे दिए गए बॉक्स पर क्लिक करना होगा। इसके बाद आगे की प्रक्रिया के लिये “ PROCEED ” बटन पर क्लिक करना होगा।



RAJASTHAN ENGINEERING ADMISSION PROCESS(REAP)-2022
Centre For Electronic Governance, Jaipur
(Established By Govt. of Rajasthan)
Near Govt. R. C. Khaitan Polytechnic College, Jhalana Doongri, Jaipur-302004 Phone:




Undertaking

☒ I hereby declare that I have read and understood the conditions of eligibility for the programme/Course in which I am applying for. I fulfill the minimum eligibility criteria and I have provided necessary information in this regard. In the event of any information being found incorrect or misleading, my candidature shall be liable to cancellation by the REAP-2022 at any time and I shall not be entitled to refund of any application cum registration fee paid by me to the REAP-2022. Further, I have carefully read and understood the rules REAP-2022 and I accept them and shall not raise any dispute in the future over the same rule. In case of any dispute the place of jurisdiction will be the Jaipur city only


Proceed

© 2022 - Designed and Developed by Team CEG, Jaipur

	<p>In this step applicant needs to fill the required information for REAP admission process. Candidate is required to fill all the desired information according to his/her 10th and 12th marksheets/certificate.</p> <p>Please note that it is mandatory for candidate to verify the candidate's name, father's name and date of birth carefully since these details can not be changed at a later stage.</p> <p>Click on "Save" to proceed to next step.</p>
	<p>इस चरण में REAP की आवेदन प्रक्रिया आरंभ होगी तथा आवेदक को आवेदन फॉर्म में वांछनीय सूचनाएँ भरनी होगी। आवेदक को मांगी गई समस्त सूचनाएँ 10वीं अंकतालिका/प्रमाणपत्र के अनुसार ही भरनी होगी।</p> <p>कृपया ध्यान दें कि आवेदक अपना नाम, पिता का नाम तथा जन्म दिनांक ध्यानपूर्वक जाँच ले क्योंकि आवेदन करने के पश्चात भरी गई कोई भी प्रविष्टि नहीं बदली जा सकेगी। अब आगे बढ़ने के लिए "Save" बटन पर क्लिक करें।</p>



RAJASTHAN ENGINEERING ADMISSION PROCESS (REAP)-2022
Centre For Electronic Governance, Jaipur
(Established By Govt. of Rajasthan)
Near Govt. R. C. Khaitan Polytechnic College, Jhalana Doongri, Jaipur-302004 Phone:



Step-1

Enter Your Name *

[As per Xth Marksheet]

Father's Name *

Mother Name *

Date of Birth *

[YYYY-MM-DD]

Gender *

--select Gender--

Mobile Number *

10 Digits

Email Address *

Password *

Confirm Password *

Save

In this step Candidate is required to enter OTP, sent on the Mobile and on the Email-id.

Click on "validate OTP" to proceed to next step. and press "OK" to the Popup.

इस चरण में आवेदक को OTP दर्ज करना आवश्यक है, जो मोबाइल और ईमेल-आईडी पर भेजा जाता है। अगले चरण पर आगे बढ़ने के लिए "validate OTP" पर क्लिक करें। और Popup में "OK" क्लिक करें।

Step-1

Enter OTP which has sent on Mobile

Enter OTP Validate OTP

84 secs

Close

Gender * Male

Mobile Number * 9414061826

Send OTP

Email Address *

Password *

Confirm Password *

Step-1

Enter OTP which has sent on Email ID, Please check email in Inbox or in Junk/Spam Folder

Enter OTP Validate OTP

Close

Gender * Male

Mobile Number *

Email Address * rahul1jpr@yahoo.com

Send Email OTP

Password *

Confirm Password *

Step-1

Enter OTP which has sent on Email ID, Please check email in Inbox or in Junk/Spam Folder

Enter OTP Validate OTP

Close

Gender * Male

Mobile Number *

Email Address *

Password *

Confirm Password *

OK

Close

Mother Name *

Date of Birth *

Gender *

Mobile Number *

Email Address *

Password *

Confirm Password *

	Once the registration form opens, the candidate should verify all the information filled in the previous step and click on “ Payment ” button for the payment of the registration fee of Rs.295/-. Please note that unique transaction number (Before payment) for any future correspondence with REAP-2022 office.
	पंजीषन फार्म के खुलने के बाद आवेदक से जो सूचनाएँ मांगी गई है उन सभी सूचनाओं को ध्यानपूर्वक भरना होगा। तत्पश्चात् आवेदक को रजिस्ट्रेशन फीस (Rs. 295/-) के भुगतान के लिये “ Payment ” बटन पर क्लिक करना होगा।



RAJASTHAN ENGINEERING ADMISSION PROCESS(REAP)-2022

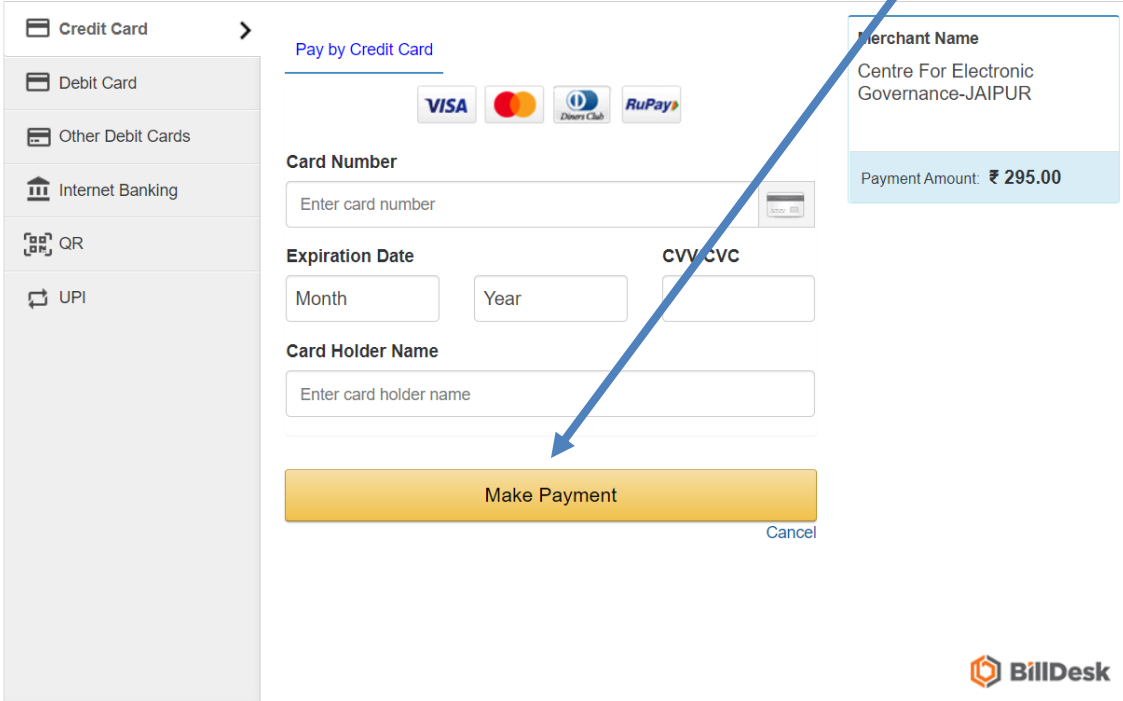
Centre For Electronic Governance, Jaipur
(Established By Govt. of Rajasthan)
Near Govt. R. C. Khaitan Polytechnic College, Jhalana Doongri, Jaipur-302004 Phone:



Important information

Applied for	REAP-2022
Unique Transaction Number(Before Payment)	f1a56e85c2022747d326
Temporary Form Number(Before Payment)	4831
Name	<input type="text"/>
Father's Name	<input type="text"/>
Date of Birth	<input type="text"/> (MM-DD)
Email	<input type="text"/>
Mobile	<input type="text"/>
Gender	Male
Fees	Rs. 295
	in words : Two Hundred Ninty Five Rupees Only

	After clicking on “ Proceed ” button in previous step, a new window is displayed showing online payment options (Such as Credit Card, Debit Card, Internet Banking, QR and UPI). The candidate should select the appropriate method of payment and fill the required information before clicking on the “ <u>Make Payment</u> ” button.
	इस चरण में Online Payment के उपलब्ध विकल्पों (Credit Card, Debit Card, Internet Banking, QR and UPI) में से आवेदक को अपनी सुविधानुसार किसी भी एक विकल्प का चयन करना होगा। आवेदक को Payment के लिये समस्त आवश्यक सूचनाएं भर कर “ <u>Make Payment</u> ” बटन पर क्लिक करना होगा।




The screenshot displays the 'Pay by Credit Card' interface. On the left, a sidebar lists payment methods: Credit Card (selected), Debit Card, Other Debit Cards, Internet Banking, QR, and UPI. The main area shows the 'Pay by Credit Card' section with logos for VISA, MasterCard, Debit Card, and RuPay. Below these are input fields for Card Number, Expiration Date (Month and Year), CVV/CVC, and Card Holder Name. A 'Make Payment' button is prominently displayed at the bottom, with a 'Cancel' link next to it. A blue arrow points from the 'Make Payment' button in the text above to the 'Make Payment' button in the screenshot. On the right, a summary box shows the Merchant Name as 'Centre For Electronic Governance-JAIPUR' and the Payment Amount as ₹ 295.00. The BillDesk logo is visible in the bottom right corner.

	<p>In this step, the Candidate can proceed with payment for the selected payment option and click on the <u>"Proceed with Payment"</u> tab.</p> <p>In case of UPI, enter UPI id and click on <u>"Make Payment"</u></p>
	<p>इस चरण में, उम्मीदवार चयनित भुगतान विकल्प के लिए भुगतान के साथ आगे बढ़ सकते हैं और <u>"Proceed with Payment"</u> टैब पर क्लिक करें।</p> <p>UPI के मामले में दर्ज करें और <u>"Make payment"</u> पर क्लिक करें।</p>






	After Successful Payment, registration detail will be sent on your registered email id/mobile number. Please print this receipt and keep it safe.
	सफल भुगतान के बाद, पंजीकरण विवरण आपके पंजीकृत ईमेल आईडी पर भेजा जाएगा। कृपया अपनी लॉगिन आईडी/फॉर्म नंबर और पासवर्ड की जांच करें। कृपया पावती (भुगतान रसीद) का Print लें एवं इसे सुरक्षित रखें।



**RAJASTHAN ENGINEERING ADMISSION
PROCESS(REAP)-2022**
 Centre For Electronic Governance, Jaipur
 (Established By Govt. of Rajasthan)
 Near Govt. R. C. Khaitan Polytechnic College, Jhalana Doongri, Jaipur-302004 Phone:



REAP-2022 Candidate Payment Receipt

Transaction Status	Payment received Successfully
Transaction ID	cb7b125f6a0c529d49c4
Candidate Name	AARUSHI AGARWAL
Candidate Form No/Login ID	42239
Amount Paid	Rs. 295/-
Transaction Date	8/16/2022 12:00:00 AM

[Print Receipt](#) [Home](#)

© 2022 - Designed and Developed by Team CEG, Jaipur

<p>Step 2</p>	<p>You will be prompted for your Form Number and Password as shown below. Login using your credentials (Form Number and Password) and keep your mobile number handy/Email id opened to enter the OTP received.</p>
<p>चरण 2</p>	<p>अब आपको Step-2: Fill Application Form for REAP-2022 पर क्लिक करने के बाद आप अपने फॉर्म नंबर और पासवर्ड का उपयोग करके लॉगिन करें। प्राप्त ओटीपी दर्ज करने के लिए अपना मोबाइल नंबर/ईमेल आईडी खोले रखें।</p>



Student Login

FormNo *

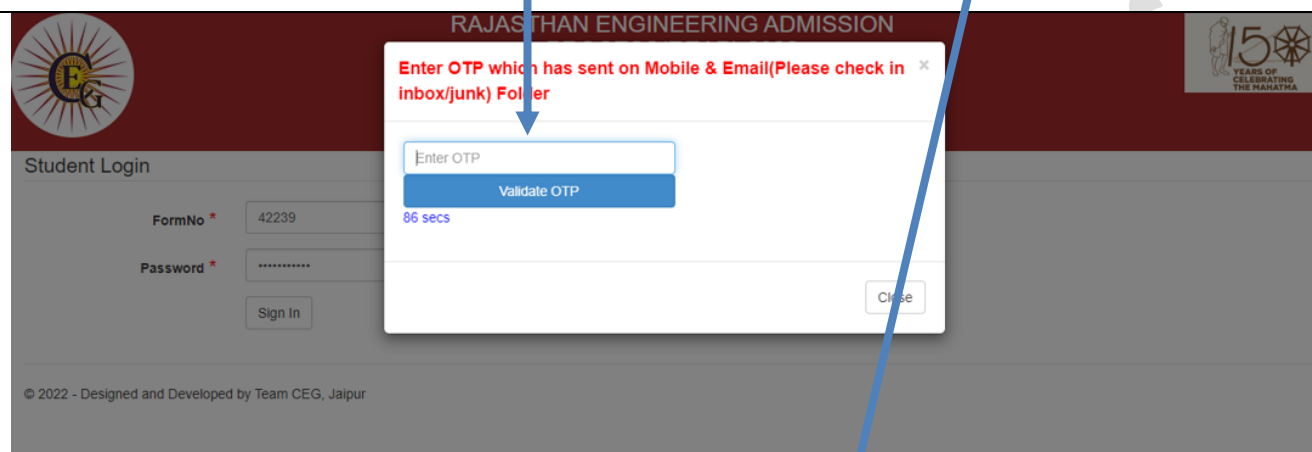
Password *

© 2022 - Designed and Developed by Team CEG, Jaipur

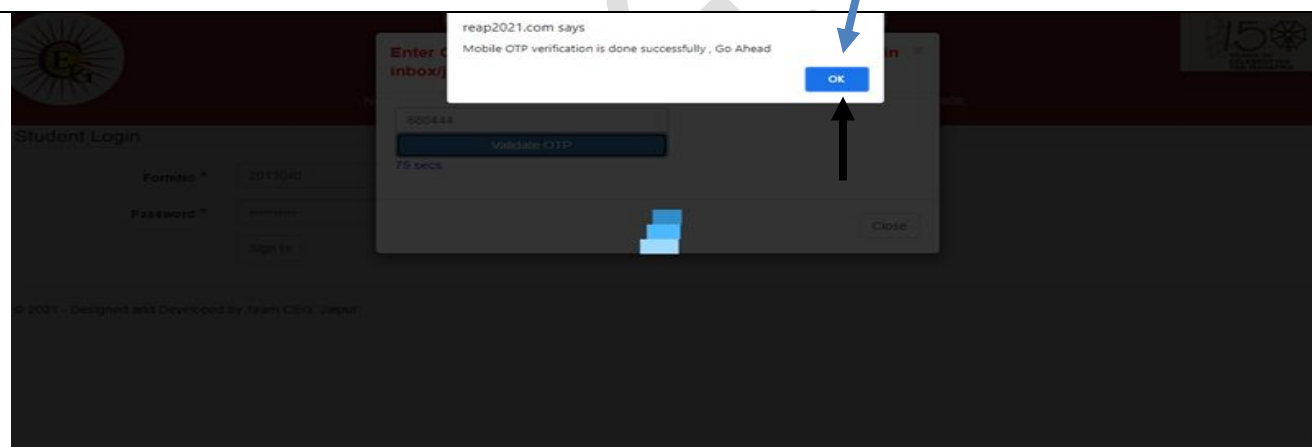
In this step applicant Candidate is required to enter the OTP, sent on the mobile & Email-id.

Click on "validate OTP" to proceed to next step. and press "OK" to the Popup.

इस चरण में आवेदक को OTP दर्ज करना आवश्यक है, जो मोबाइल और ईमेल-आईडी पर भेजा जाता है।
अगले चरण पर आगे बढ़ने के लिए "validate OTP" पर क्लिक करें और Popup में "OK" क्लिक करें।




The screenshot shows the 'Student Login' page of the RAJASTHAN ENGINEERING ADMISSION portal. A modal is displayed in the center with the title 'Enter OTP which has sent on Mobile & Email(Please check in inbox/junk) Folder'. It contains an input field for 'Enter OTP', a 'Validate OTP' button, and a countdown timer showing '86 secs'. A blue arrow points from the text 'validate OTP' in the instructions above to the 'Validate OTP' button. Another blue arrow points from the text 'OK' in the instructions above to the 'OK' button in the next screenshot.



This screenshot shows the same 'Student Login' page, but the modal is now a success message. The message says 'reap2021.com says Mobile OTP verification is done successfully, Go Ahead'. There is an 'OK' button. A black arrow points from the 'OK' button in this screenshot to the 'OK' button in the previous screenshot, indicating the sequence of actions.

HELP MANUAL PREPARED BY SKIT JAIPUR FOR REAP -2022 APPLICATION FORM


	In this step, the candidate should upload his/her recent photo (Max. file size : 100KB in JPG format) and his/her scanned Signature (Max. file size : 50 KB in JPG format) and proceed to process by clicking on the button“ SAVE ”.
	इस चरण में आवेदक को उसकी वर्तमान फोटो (Max. file size : 100KB) तथा हस्ताक्षर (Max. file size : 50 KB) upload करके “ SAVE ” बटन पर क्लिक करना होगा।



**RAJASTHAN ENGINEERING ADMISSION
PROCESS(REAP)-2022**

Centre For Electronic Governance, Jaipur
(Established By Govt. of Rajasthan)

Near Govt. R. C. Khaitan Polytechnic College, Jhalana Doongri, Jaipur-302004 Phone:



FormNo:-42239
Logout

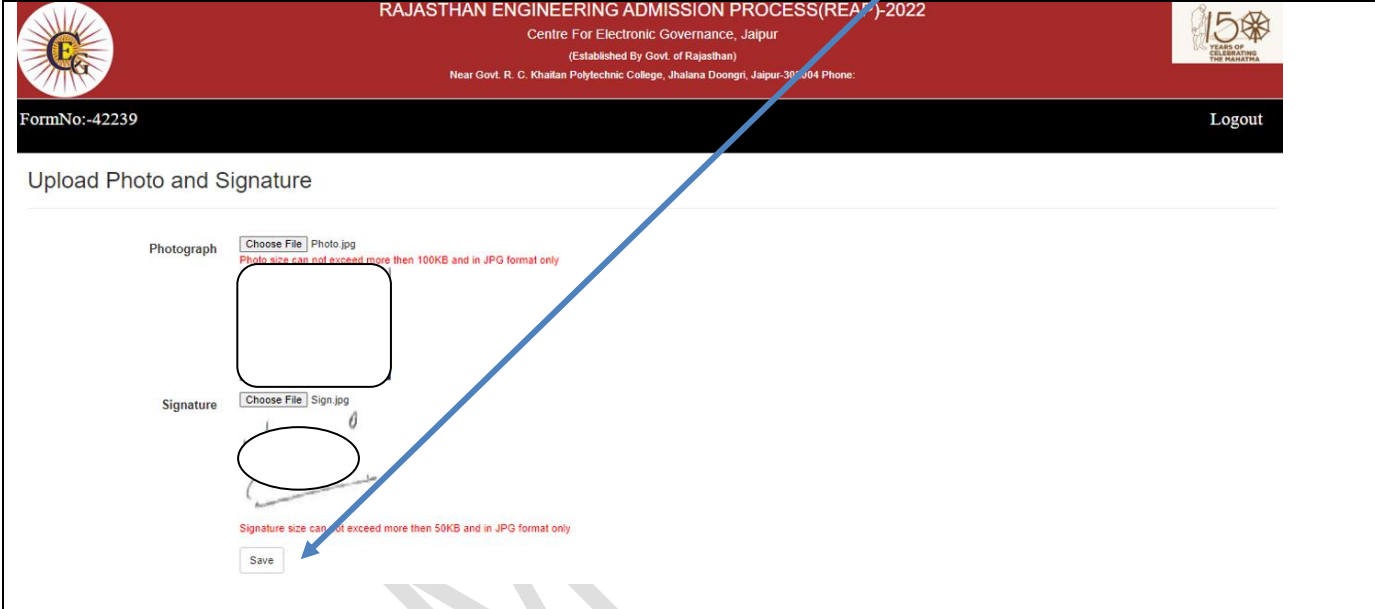
Upload Photo and Signature

Photograph
 No file chosen
Photo size can not exceed more then 100KB and in JPG format only

Signature
 No file chosen
Signature size can not exceed more then 50KB and in JPG format only

© 2022 - Designed and Developed by Team CEG, Jaipur

<p>Step 3</p>	<p>After uploading Photograph and Signature click on save button. After clicking on save button you will be prompted for the new window as shown below. Fill details as required in the form and after filling the form click on "Save & Continue"</p>
<p>चरण 3</p>	<p>फोटोग्राफ और हस्ताक्षर अपलोड करने के बाद सेव बटन पर क्लिक करें। "Save" बटन पर क्लिक करने के बाद नीचे दिखाए गए विंडो के लिए संकेत दिया गया है। फॉर्म में आवश्यक विवरण भरें। फॉर्म भरने के बाद "Save & Continue" पर क्लिक करें।</p>



HELP MANUAL PREPARED BY SKIT JAIPUR FOR REAP -2022 APPLICATION FORM

Date of Birth

JEE Mains Exam Details

Do you applied for Jee Mains *

JEE Application Number

Domicile & Category Details

Domicile State *

Category *

Enter Sub Category *

Domicile District

Tehsil

Do you belong to Exservice Men Category ?

भूतपूर्व सैनिक

Candidates Other details

Nationality *

Religion *

Mains *

JEE Application Number

Domicile & Category Details

Domicile State *

Category *

Enter Sub Category *

Domicile District

Tehsil

Do you belong to Exservice Men Category ?

भूतपूर्व सैनिक

Candidates Other details

Nationality *

Religion *

Area of Residence *

Family Income From All Sources *

JEE(Mains) दिया है और 20 पर्सेंटाईल से अधिक है तो JEE(Mains) का चयन करेंगे

HELP MANUAL PREPARED BY SKIT JAIPUR FOR REAP -2022 APPLICATION FORM

Tehsil

Jaipur

Do you belong to Exservice Men Category ?
भूतपूर्व सैनिक

NO

Candidates Other details

Nationality *

INDIAN

Religion *

HINDU

Area of Residence *

HINDU

Family Income From All Sources *

MUSLIM

Correspondance Details

Address *

Post Office *

state *

- Select-

district

- Select -

pincode *

phone

Class	Board Name	State Name	Passing Year	Max Marks	Obtained Marks	Percentage/Grade	Number
10th Class	CENTRAL BOARD OF	RAJASTHAN	2020	500	478	95.60	Not Required

Acadamic Details(12th)

Class	Board Name	State Name	Passing Year	Max Marks	Obtained Marks	Percentage/Grade	Roll Number
12th Class	CENTRAL BOARD (RAJASTHAN	2022	500	468	93.60	

Class XIIth Subject Details

(NOTE:Choose your subjects as per your desired branch as per AICTE Norms, Please click here to see branches and subject eligibilty criteria)


Please select Your Subject Group(As Per AICTE Norms): ☒Group 1 ☐Group 2 ☐Group 3 ☐Group 4 ☐Group 5 ☐Group 6

12th Subject Name	Max. Marks	Obt. Marks
First Subject :- Physics	100	
Second Subject :- Chemistry	100	
Third Subject :- Mathematics	100	

Save & Continue

HELP MANUAL PREPARED BY SKIT JAIPUR FOR REAP -2022 APPLICATION FORM


	Click on Save & Continue button, candidate will be redirected to preview data page where candidate can see and verify his/her filled details as shown below.
	“Save & Continue” बटन पर क्लिक करें उम्मीदवार को प्राम्यासी पृष्ठ पर पूर्वावलोकन किया जायेगा, जहाँ उम्मीदवार देखें और नीचे दिये गये विवरणों को सत्यापित करें।



RAJASTHAN ENGINEERING ADMISSION PROCESS(REAP)-2022



Centre For Electronic Governance, Jaipur
(Established By Govt. of Rajasthan)

Near Govt. R. C. Khaitan Polytechnic College, Jhalana Doongri, Jaipur-302004 Phone:



FormNo:-42239
Logout

Photo
Signature

You have applied in REAP2022 on the basis of **12th Board Qualification**

Basic Details of Candidate					
Category	GEN	SubCategory	NONE	Ex-ServiceMen	No
Ex-Servicemen Sub Category	No	Nationality	INDIAN	Religion	HINDU

You have applied in REAP2022 on the basis of 12th Board Qualification

Basic Details of Candidate

Category	GEN	SubCategory	NONE	Ex-ServiceMen	No
Ex-Servicemen Sub Category	No	Nationality	INDIAN	Religion	HINDU
Area of Residence	URBAN	Family Income From All Sources		Domicile State	RAJASTHAN
Address		Post Office	JHOTWARA	state	RAJASTHAN
district	JAIPUR	pincode	302012	Phone	
Do You belong to TSP Area	No	District	Jaipur	Tehsil	Jaipur

Qualification Details(10th Class)

Board Name	CENTRAL BOARD OF SECONDARY EDUCATION, DELHI	State Name	RAJASTHAN	Year of Passing	2020
Max. Marks	500	Marks Obtained	478	Percentage	95.60

Qualification Details(12th Class)

Board Name	CENTRAL BOARD OF SECONDARY EDUCATION, DELHI	State Name	RAJASTHAN	Year of Passing	2022
Max. Marks	500	Obtained Marks	468	Percentage	93.60
Roll Number		First Subject Physics Max. Marks	100	First Subject Physics Obt. Marks	92
Second Subject Chemistry Max. Marks	100	Second Subject Chemistry Obt. Marks	95	Third Subject Name	Mathematics

Qualification Details(10th Class)

Board Name	CENTRAL BOARD OF SECONDARY EDUCATION, DELHI	State Name	RAJASTHAN	Year of Passing	2020
Max. Marks	500	Marks Obtained	478	Percentage	95.60

Qualification Details(12th Class)

Board Name	CENTRAL BOARD OF SECONDARY EDUCATION, DELHI	State Name	RAJASTHAN	Year of Passing	2022
Max. Marks	500	Obtained Marks	468	Percentage	93.60
Roll Number		First Subject Physics Max. Marks	100	First Subject Physics Obt. Marks	92
Second Subject Chemistry Max. Marks	100	Second Subject Chemistry Obt. Marks	95	Third Subject Name	Mathematics
Third Subject Max Marks	100	Third Subject Obtained Marks	99		

JEE Mains Exam Details Applied:- Yes

JEE Application Number 220310091665

Save & Continue


Back & Edit

यदि उक्त फार्म में किसी प्रकार की त्रुटि का सुधार करना है तो Back & Edit का बटन दबाये


	Click on Save and Continue button, you will be redirected to upload document page where candidate has to upload his/her required documents in PDF format & with prescribed size (200KB) only. Documents are required to be uploaded depending on the registered details of the candidate.
	<u>"Save & Continue"</u> बटन पर क्लिक करें, आपको दस्तावेज पृष्ठ अपलोड करने के लिए पुनर्निर्देशित किया जाएगा जहां उम्मीदवार अपने आवश्यक दस्तावेजों को पीडीएफ (PDF) प्रारूप में और निर्धारित आकार (200 केबी) के साथ ही अपलोड करना होगा। अपलोड किए जाने वाले दस्तावेज उम्मीदवार के पंजीकृत विवरण पर निर्भर करेंगे।

Upload Your Documents(Only PDF Document , Max. Size : 200KB)


Document	Upload File	Upload Document	Document Uploading Status
Upload 10th Marksheet	<input type="button" value="Choose File"/> 10thH.pdf	<input type="button" value="Upload"/>	Document Uploaded
Upload 12th Marksheet	<input type="button" value="Choose File"/> 12th Result.pdf	<input type="button" value="Upload"/>	Document Uploaded
Upload JEE MAINS Marksheet	<input type="button" value="Choose File"/> JEE Result.pdf	<input type="button" value="Upload"/>	Document Uploaded
Upload Domicile State Document	<input type="button" value="Choose File"/> Domicile.pdf	<input type="button" value="Upload"/>	Document Uploaded



	Here you can fill-up the desired colleges and their respective branches within option to change & delete the choice number using up-down & delete tab.
	यहाँ आप वांछित कॉलेजों और उनकी संबंधित शाखाओं को भरने और हटाने के लिए विकल्प के भर सकते हैं SKIT कॉलेज के लिए विकल्प का चयन करें और उसकी शाखा का भी चयन करें। नोट: SKIT कॉलेज में एक से अधिक शाखा का चयन किया जावे, और आगामी राउंड में भी भाग लेवे जब तक अभ्यर्थी को अपनी इच्छा के अनुसार शाखा नहीं मिल जावे।
	After clicking on save button, you will be redirected to the page shown below.
	save बटन पर क्लिक करने के बाद, आप नीचे दिखाए गए पेज पर पुनर्निर्देशित हो जाएंगे।



RAJASTHAN ENGINEERING ADMISSION PROCESS(REAP)-2022
 Centre For Electronic Governance, Jaipur
 (Established By Govt. of Rajasthan)
 Near Govt. R. C. Khaitan Polytechnic College, Jhalana Doongri, Jaipur-302004 Phone:



FormNo:-42239
 Logout

CollegeChoice
 Note: Last date of College Choice Locking is 08/09/2022, if you do not lock college choices then REAP office will automatically lock your choices after the last date of choice filling, If you locked choices by yourself then you will not able to, college choice further.
 Information: Fill Maximum number of desired college choices

Swami Keshvanand Institute Of Technology, Management And Gramothan	MECHANICAL ENGINEERING(SF)	Choice Number	College Code	College NAME	College Branch	Branch Code	Remove College	Up/Down College
		1	1031	Swami Keshvanand Institute Of Technology, Management And Gramothan	COMPUTER SCIENCE AND ENGINEERING (ARTIFICIAL INTELLIGENCE)(SFS)	180		
		2	1031	Swami Keshvanand Institute Of Technology, Management And Gramothan	COMPUTER SCIENCE AND ENGINEERING (DATA SCIENCE)(SFS)	147		
		3	1031	Swami Keshvanand Institute Of Technology, Management And Gramothan	COMPUTER SCIENCE AND ENGINEERING(SFS)	176		
		4	1031	Swami Keshvanand Institute Of Technology, Management And Gramothan	INFORMATION TECHNOLOGY(SFS)	112		
		5	1031	Swami Keshvanand Institute Of Technology, Management And Gramothan	ELECTRONICS AND COMMUNICATION ENGINEERING(SFS)	109		
		6	1031	Swami Keshvanand Institute Of Technology, Management And Gramothan	COMPUTER SCIENCE AND ENGINEERING (IOT)(SFS)	200		
		7	1031	Swami Keshvanand Institute Of Technology, Management And Gramothan	ELECTRICAL ENGINEERING(SFS)	107		



RAJASTHAN ENGINEERING ADMISSION PROCESS(REAP)-2022
 Centre For Electronic Governance, Jaipur
 (Established By Govt. of Rajasthan)
 Near Govt. R. C. Khaitan Polytechnic College, Jhalana Doongri, Jaipur-302004 Phone:



FormNo:-42239
 Logout

CollegeChoice
 Note: Last date of College Choice Locking is 08/09/2022, if you do not lock college choices then REAP office will automatically lock your choices after the last date of choice filling, If you locked choices by yourself then you will not able to, college choice further.
 Information: Fill Maximum number of desired college choices

Swami Keshvanand Institute Of Technology, Management And Gramothan	MECHANICAL ENGINEERING(SF)	Choice Number	College Code	College NAME	College Branch	Branch Code	Remove College	Up/Down College
		1	1031	Swami Keshvanand Institute Of Technology, Management And Gramothan	COMPUTER SCIENCE AND ENGINEERING (ARTIFICIAL INTELLIGENCE)(SFS)	180		
		2	1031	Swami Keshvanand Institute Of Technology, Management And Gramothan	COMPUTER SCIENCE AND ENGINEERING (DATA SCIENCE)(SFS)	147		
		3	1031	Swami Keshvanand Institute Of Technology, Management And Gramothan	COMPUTER SCIENCE AND ENGINEERING(SFS)	176		
		4	1031	Swami Keshvanand Institute Of Technology, Management And Gramothan	INFORMATION TECHNOLOGY(SFS)	112		
		5	1031	Swami Keshvanand Institute Of Technology, Management And Gramothan	ELECTRONICS AND COMMUNICATION ENGINEERING(SFS)	109		
		6	1031	Swami Keshvanand Institute Of Technology, Management And Gramothan	COMPUTER SCIENCE AND ENGINEERING (IOT)(SFS)	200		
		7	1031	Swami Keshvanand Institute Of Technology, Management And Gramothan	ELECTRICAL ENGINEERING(SFS)	107		

	After filling your desired colleges & branches, click on Save Choice button. Once you have filled all your desired college and their respective branches and no further modifications are required, click on lock your choice button. It should be noted that once your choices are locked, it cannot be modified further.
	<p>क्रमशः अप-डाउन टैब और डिलीट टैब का उपयोग करके विकल्प संख्या प्रेषित करें।</p> <p>अपने इच्छित कॉलेजों और शाखाओं को भरने के बाद “Save Choice” बटन पर क्लिक करें।</p> <p>एक बार जब आप अपने सभी वांछित कॉलेज और उनकी संबंधित शाखाओं को भर देते हैं और आगे कोई संशोधन नहीं करना हो तो</p> <p>वश्यक है, “Lock your Choice” बटन पर क्लिक करें। यह ध्यान दिया जाना चाहिए कि एक बार आपकी पसंद लॉक हो जाने के बाद, संशोधन संभव नहीं होगा।</p>

CollegeChoice

Note: Last date of College Choice Locking is 08/09/2022, if you do not lock college choices then REAP office will automatically lock your choices after the last date of choice filling. If you locked choices by yourself then you will not able to , college choice further.

Information: Fill Maximum number of desired college choices

Swami Keshvanand Institute Of



MECHANICAL ENGINEERING(

Add Choice

Choice Number	College Code	College NAME	College Branch	Branch Code	Remove College	Up/Down College
1	1031	Swami Keshvanand Institute Of Technology, Management And Gramothan	COMPUTER SCIENCE AND ENGINEERING (ARTIFICIAL INTELLIGENCE)(SFS)	180		
2	1031	Swami Keshvanand Institute Of Technology, Management And Gramothan	COMPUTER SCIENCE AND ENGINEERING (DATA SCIENCE)(SFS)	147		
3	1031	Swami Keshvanand Institute Of Technology, Management And Gramothan	COMPUTER SCIENCE AND ENGINEERING(SFS)	176		
4	1031	Swami Keshvanand Institute Of Technology, Management And Gramothan	INFORMATION TECHNOLOGY(SFS)	112		
5	1031	Swami Keshvanand Institute Of Technology, Management And Gramothan	ELECTRONICS AND COMMUNICATION ENGINEERING(SFS)	109		
6	1031	Swami Keshvanand Institute Of Technology, Management And Gramothan	COMPUTER SCIENCE AND ENGINEERING (IOT) (SFS)	200		
7	1031	Swami Keshvanand Institute Of Technology, Management And Gramothan	ELECTRICAL ENGINEERING(SFS)	107		
8	1031	Swami Keshvanand Institute Of Technology, Management And Gramothan	CIVIL ENGINEERING(SFS)	105		
9	1031	Swami Keshvanand Institute Of Technology, Management And Gramothan	MECHANICAL ENGINEERING(SFS)	113		

Save Choice

Lock Choice

	Now you will be redirected to your dashboard where you can print your complete form using your credentials.
	अब आपको अपने डैशबोर्ड पर पुनर्निर्देशित किया जाएगा जहां Step-5: Print Application Form आप अपने पूर्ण फॉर्म का उपयोग करके प्रिंट कर सकते हैं।
 <p>RAJASTHAN ENGINEERING ADMISSION PROCESS(REAP)-2022 Centre For Electronic Governance, Jaipur (Established By Govt. of Rajasthan) Near Govt. R. C. Khatan Polytechnic College, Jhalana Doongri, Jaipur-302004 Phone:</p>	 <div> <div>Important Information/Documents</div> <ul style="list-style-type: none"> Information Booklet REAP-2022 </div> <div> <div>Important Information</div> <ul style="list-style-type: none"> अभ्यर्थियों से अनुरोध है कि पंजीयन (Registration) करने तथा पंजीयन शुल्क रु. 295/- भुगतान करने से पूर्व : REAP-2022 हेतु अपनी पात्रता भर्ती-भांति जांच लें। अपना मोबाइल नंबर तथा ईमेल आई. डी. निश्चित कर लें तथा प्रक्रिया के दौरान नहीं बदलें। एप्लीकेशन फॉर्म में जन्म दिनांक, Gender (Male/Female/Transgender), Income Group, Category, Subcategory में किसी परिवर्तन की अनुमति नहीं होगी। अभ्यर्थी कृपया ध्यान दें कि पंजीयन शुल्क रु. 295/- भुगतान करने पर दर्शाया गया Transaction Number ध्यानपूर्वक सावधानी से अपने पास रख लें। अभ्यर्थियों को निर्देशित किया जाता है कि किसी भी व्यक्ति/संस्था/एजेंसी से अपना लॉगिन आई. डी. तथा पासवर्ड सीझा न करें। अभ्यर्थियों को निर्देशित किया जाता है कि ईमेल इनबॉक्स में प्राप्त न होने पर जंक/स्पैम(Junk/SPAM) सेक्शन चेक करें। </div> <div> <div>Registration, Application & College Choice/Option Forms</div> <ul style="list-style-type: none"> Step-1: Register For REAP-2022 Fee Transaction Status Step-2: Fill Application Form for REAP-2022 Step-3: Upload Document Step-4: Fill/Update & Lock College Choice/Option Form Step-5: Print Application Form Forgot Registered FormNo & Password? </div>

In Case of Query, Contact
Mr. Avdhesh Sharma (M:9783840829)
Mr. Saurabh Gupta (M:9636014447)