

REAP -2024 Form Filling Process for Admission in B.Tech Course

Applicant who wishes to take admission in B.Tech. I year would require browsing the official website of SKIT (www.skit.ac.in) and fill the online form.

जो आवेदक बी. टेक. प्रथम वर्ष में प्रवेश लेना चाहते हैं, वे skit college की अधिकारिक वेबसाइट www.skit.ac.in पर जाकर ऑन लाइन फार्म भर सकते हैं। वेब साइट पर जाकर आवेदक Admissions में B.Tech. I year पर क्लिक करें।

The screenshot displays the official website of Swami Keshvanand Institute of Technology, Management & Gramothan, Jaipur. The top navigation bar includes links for HOME, ACADEMICS, RESEARCH, ADMISSIONS, NAAC, ACCREDITATION & APPROVAL, CONTACT US, and FEEDBACK. The ADMISSIONS dropdown menu is open, showing options for B.Tech I Year, B.Tech II Year (Lateral Entry), M.Tech, M.B.A., Ph.D., Hostel Facility, Education Loan, FAQs - Admission, FAQs - Hostel, Infrastructure, and Branch Change (2nd Year). The B.Tech I Year option is highlighted. Below the navigation bar, the website features a banner with the SKIT logo, the text 'Swami Keshvanand Institute of Technology, Management & Gramothan, Jaipur', and information about its affiliation with Rajasthan Technical University, Kota. It also mentions that SKIT has been ranked no. 1 in Engineering Program in Rajasthan consecutively for the 7th year (2017-18 to 2023-24) by RTU, Kota. The banner includes the College Code REAP: 1031, RMAP: 302, an Admission Helpline: 8505003008, and an Admission Enquiry Form button. Below the banner, there are sections for 'Engineering Programmes ACCREDITED by NBA (National Board of Accreditation)' with a CGPA of 3.67/4.00, 'Best Placements 47 LPA Highest Package (Batch 2023)', and '25 THE SILVER JUBILEE YEAR'. The bottom section of the website features a 'Frequently Asked Questions (FAQ)' section with a link to 'Admission in B.Tech I Year', a 'Sample Formats' link, and a 'For filling REAP 2024 registration form click here' link. There is also an 'Upcoming Events' section and a 'Download Prospectus' button.

Admission in B.Tech I Year में REAP admission portal (<https://www.reapbtech24.com/>) पे क्लिक करें।

Candidates who aspire to take admission in B.Tech. First year should fill up the online form for admission by visiting the official website <https://www.reapbtech24.com/>. Browsing through the website, the candidate can view the tentative schedule of activities related to the admission process. Candidate is expected to read the schedule of activities carefully. After carefully going through all the instructions, the candidate should click on left side box [“Candidate Panel Click Here”](#)

REAP admission portal (Click here to apply) पर क्लिक करने के बाद REAP की अधिकारिक वेबसाइट <https://www.reapbtech24.com/> का लिंक खुलेगा। जिस पर ऑन लाइन फार्म भरना होगा। इस वेब साइट पर जाकर आवेदक संभावित [Important Information/Documents](#) की जानकारी ले सकते हैं। आवेदक से आशा की जाती है कि वह [Important Information/Documents](#) में Instruction Booklet For REAP-2024 ध्यानपूर्वक पढ़ ले। सावधानीपूर्वक पढ़ने के बाद आवेदक को बायीं ओर के लिंक [“Click here for Dashboard/Registration in B.E./B.Tech. Course”](#) पर क्लिक करना होगा।

राजस्थान अभियांत्रिकी प्रवेश प्रक्रिया(रीप)-2024
RAJASTHAN ENGINEERING ADMISSION PROCESS(REAP)-2024
Centre For Electronic Governance, Jaipur
(Established By Govt. of Rajasthan)
Near Govt. R. C. Khaitan Polytechnic College, Jhalana Doongri, Jaipur-302004 Phone: 0141-2702344, 9462015808, 9462015080

Important Dates for Candidates

	B.E./B.Tech Course	B.Arch Course
Announcement		
Date of commencement for filling of the Online Application cum Registration with fee Rs. 590/-	27.06.2024	30.06.2024
Last date for payment of online application cum registration fee of Rs. 590/-	15.07.2024	31.07.2024
Last date for submitting online application cum registration form	17.07.2024	02.08.2024

Important Dates for Institutions

	B.E./B.Tech Course	B.Arch Course
Announcement		
Starting date for filling online Registration Form with fee / Rs.	20.06.2024	20.06.2024

Sh. Bhajan Lal Sharma
Hon'ble Chief Minister, Rajasthan

Dr. Prem Chand Bairwa
Hon'ble Deputy Chief Minister of Rajasthan & Minister, Department of Technical Education, Rajasthan

**Step-1:
Register For
REAP-2024**

On clicking [“Candidate Panel”](#), general instruction will be displayed. Candidate should read all the **instructions carefully** and he/she can also download some **Important documents** which will be useful during the whole process of reporting. On the right hand side of the website one can see the tab **“Register for REAP 2024”** and click on it for making registration in the admission process.

**चरण 1:
Register For
REAP-2024**

[“Click here for Dashboard/Registration in B.E./B.Tech. Course”](#) पर क्लिक करने के बाद, आवेदक को अगले चरण में जाने पर **Registration, Application & College Choice/Option Forms** Screen पर दिखाई देगी। वेब साइट के दायीं ओर उपलब्ध टैब [“Step-1: Register For REAP-2024”](#) दिखाई देगा। आवेदक को प्रवेश प्रक्रिया में पंजीकरण हेतु उस टैब पर क्लिक करना होगा।

राजस्थान अभियांत्रिकी प्रवेश प्रक्रिया(रीप)-2024
RAJASTHAN ENGINEERING ADMISSION PROCESS(REAP)-2024
Centre For Electronic Governance, Jaipur
(Established By Govt. of Rajasthan)
Near Govt. R. C. Khaitan Polytechnic College, Jhalana Doongri, Jaipur-302004 Phone:

Important Information/Documents

Important Information

- अभ्यर्थियों से अनुरोध है कि पंजीयन (Registration) करने तथा पंजीयन शुल्क रु. 590/- भुगतान करने से पूर्व REAP-2024 हेतु अपनी पात्रता भली-भांति जांच लें।
- अपना मोबाइल नंबर तथा ईमेल आई. डी. निश्चित कर लें तथा प्रक्रिया के दौरान नहीं बदलें।
- एलैबोरेशन फॉर्म में जन्म दिनांक, Gender (Male/Female/Transgender), Income Group, Category, Subcategory में किसी परिवर्तन की अनुमति नहीं होगी।
- अभ्यर्थी कृपया ध्यान दें कि पंजीयन शुल्क रु. 590/- भुगतान करने पर दर्शाया गया Transaction Number ध्यानपूर्वक सावधानी से अपने पास रख लें।
- अभ्यर्थियों को निर्देशित किया जाता है कि किसी भी व्यक्ति/संस्था/एजेंसी से अपना लॉगिन आई. डी. तथा पासवर्ड साझा न करें।
- अभ्यर्थियों को निर्देशित किया जाता है कि ईमेल इनबॉक्स में प्राप्त न होने पर जंक/स्पैम(Junk/SPAM) सेक्शन चेक करें।

Registration, Application & College Choice/Option Forms

- Step-1: Register For REAP-2024
- Check Fee Transaction Status
- Forgot Registered FormNo & Password?
- Step-2: Fill Application Form for REAP-2024
- Step-3: Upload Document
- Step-4: Print Application Form(Without CollegeChoices)
- Step-5: Fill/Update & Lock College Choice/Option Form
- Step-6: Print Application Form(With College Choices)- It will start after college choice filling
- Step-5: Lock College Choice

After clicking on the tab **“Register for REAP 2024”**, a new window displays the undertaking regarding the REAP process. Please click on the check box and then on **“Proceed”** after reading the content of undertaking.

Step-1: Register For REAP-2024 टैब पर क्लिक करने के बाद अण्डरटेकिंग दिखाई देगी। आपको अण्डरटेकिंग के लिये **“Click here”** के नीचे दिए गए बॉक्स पर क्लिक करना होगा। इसके बाद आगे की प्रक्रिया के लिये **“PROCEED”** बटन पर क्लिक करना होगा।

राजस्थान अभियांत्रिकी प्रवेश प्रक्रिया(रीप)-2024
RAJASTHAN ENGINEERING ADMISSION PROCESS (REAP)-2024
Centre For Electronic Governance, Jaipur
(Established By Govt. of Rajasthan)
Near Govt. R. C. Khaitan Polytechnic College, Jhalana Doongri, Jaipur-302004 Phone: 0141-2702344

Undertaking

☒ I hereby declare that I have read and understood the conditions of eligibility for the programme/Course in which I am applying for. I fulfill the minimum eligibility criteria and I have provided necessary information in this regard. In the event of any information being found incorrect or misleading, my candidature shall be liable to cancellation by the REAP-2024 at any time and I shall not be entitled to refund of any application cum registration fee paid by me to the REAP-2024. Further, I have carefully read and understood the rules REAP-2024 and I accept them and shall not raise any dispute in the future over the same rule. In case of any dispute the place of Jurisdiction will be the Jaipur city only

Proceed

© 2024 - CEG, Jaipur

In this step applicant needs to fill the required information for REAP admission process. Candidate is required to fill all the desired information according to his/her 10th and 12th marksheet/certificate.

Please note that it is mandatory for candidate to verify the candidate's name, father's name and date of birth carefully **since these details can not be changed at a later stage.**

Click on **“Save”** to proceed to next step.

इस चरण में REAP की आवेदन प्रक्रिया आरंभ होगी तथा आवेदक को आवेदन फॉर्म में वांछनीय सूचनाएँ भरनी होंगी। आवेदक को मांगी गई समस्त सूचनाएँ **10वीं अंकतालिका/प्रमाणपत्र** के अनुसार ही भरनी होंगी।

कृपया ध्यान दे कि आवेदक अपना नाम, पिता का नाम तथा जन्म दिनांक ध्यानपूर्वक जांच ले क्योंकि आवेदन करने के पश्चात भरी गई कोई भी प्रविष्टि नहीं बदली जा सकेगी। अब आगे बढ़ने के लिए **“Save”** बटन पर क्लिक करें।

Step-1

एंटीज गलत होने पर REAP-2024

<http://help.reapbtech24.com/FAQArea/FAQSupport/Index#ticket>

में टिकट जेनरेट करे।

REAP-2024 हेल्पलाइन (0141-

2702344, 9462015808,

9462015080) पर वार्ता करे।

Enter Your Name * [As per Xth Marksheet]

Father's Name *

Mother Name *

Date of Birth * [YYYY-MM-DD]

Gender * --select Gender--

Mobile Number * 10 Digits

Email Address *

Password *

Confirm Password *

Save

In this step Candidate is required to enter OTP, sent on the Mobile.

Click on "validate OTP" to proceed to next step. and press "OK" to the Popup.

इस चरण में आवेदक को OTP दर्ज करना आवश्यक है, जो मोबाइल और ईमेल-आईडी पर भेजा जाता है।
अगले चरण पर आगे बढ़ने के लिए "validate OTP" पर क्लिक करें। और Popup में "OK" क्लिक करें।

The screenshot shows a registration form titled "Step-1" with fields for Father's Name, Mother Name, Date of Birth, Gender, Mobile Number, and Email Address. A modal popup titled "Enter OTP which has sent on Mobile" is displayed over the form. The popup contains an input field for the OTP, a "Validate OTP" button, and a "Close" button. A blue arrow points from the text "Click on 'validate OTP'" to the "Validate OTP" button. Another blue arrow points from the text "press 'OK' to the Popup" to the "OK" button in the subsequent popup.

The screenshot shows the same registration form, but now a dark modal popup is displayed. The popup contains the text "www.reapbtech24.com says" and "Mobile OTP verification is done successfully , Go Ahead". There is an "OK" button and a "Close" button. A blue arrow points from the text "press 'OK' to the Popup" to the "OK" button.

Once the registration form opens, the candidate should verify all the information filled in the previous step and click on “**Payment**” button for the payment of the registration fee of Rs.590/-. **Please note that unique transaction number (Before payment) for any future correspondence with REAP-2024 office.**

पंजीयन फार्म के खुलने के बाद आवेदक से जो सूचनाएँ मांगी गई हैं उन सभी सूचनाओं को ध्यानपूर्वक भरना होगा। तत्पश्चात् आवेदक को रजिस्ट्रेशन फीस (₹ 590/-) के भुगतान के लिये “**Pay Now**” बटन पर क्लिक करना होगा।

Important information

Applied for	REAP-2024
Unique Transaction Number (Before Payment)	
Temporary Form Number (Before Payment)	
Name	
Father's Name	
Date of Birth	
Email	
Mobile	
Gender	
Fees	Rs. 590.00
	in Words : Five Hundred Ninty Rupees Only

☒ Yes I have checked all information and all data is correct, I want to proceed to online payment

Pay Now

After clicking on “**Proceed**” button in previous step, a new window is displayed showing online payment options (Such as Credit Card, Debit Card, Internet Banking, QR and UPI). The candidate should select the appropriate method of payment and fill the required information before clicking on the “**Pay Now**” button.

इस चरण में Online Payment के उपलब्ध विकल्पों (Credit Card, Debit Card, Internet Banking, QR and UPI) में से आवेदक को अपनी सुविधानुसार किसी भी एक विकल्प का चयन करना होगा। आवेदक को Payment के लिये समस्त **आवश्यक** सूचनाएं भर कर “Pay Now” बटन पर क्लिक करना होगा।

SBIPay

within India. For card not present (Domestic and International) transactions Card holder has to enable the card for such transaction by using Bank/Card application or contact their bank.

Payment Details

- Credit Card
- Internet Banking
- UPI (Selected)
- NEFT
- SBI Branch Payment

Please select UPI payment option

☐ Enter UPI ID ☒ UPI QR

☒ Use your GSTIN for claiming input tax (Optional)

Pay Now Cancel

Order Summary

Kindly note Order No.

Order No.: 76008e6199e58c88fbee

Merchant Name: Centre for electronic Governance

Amount: 590.00

Processing fee: 0.00 INR

GST: 0.00 INR

Total: 590.00 INR

APM ID: PG_TRANS_396

You can check the transaction status using the following link - [Click Here](#)

RuPay MasterCard Verified by VISA

After Successful Payment, registration details will be sent on your registered email id/mobile number. Please print this receipt and keep it safe.

सफल भुगतान के बाद, पंजीकरण विवरण आपके पंजीकृत ईमेल आईडी पर भेजा जाएगा। कृपया भुगतान रसीद का Print लेवें एवं इसे सुरक्षित रखें।

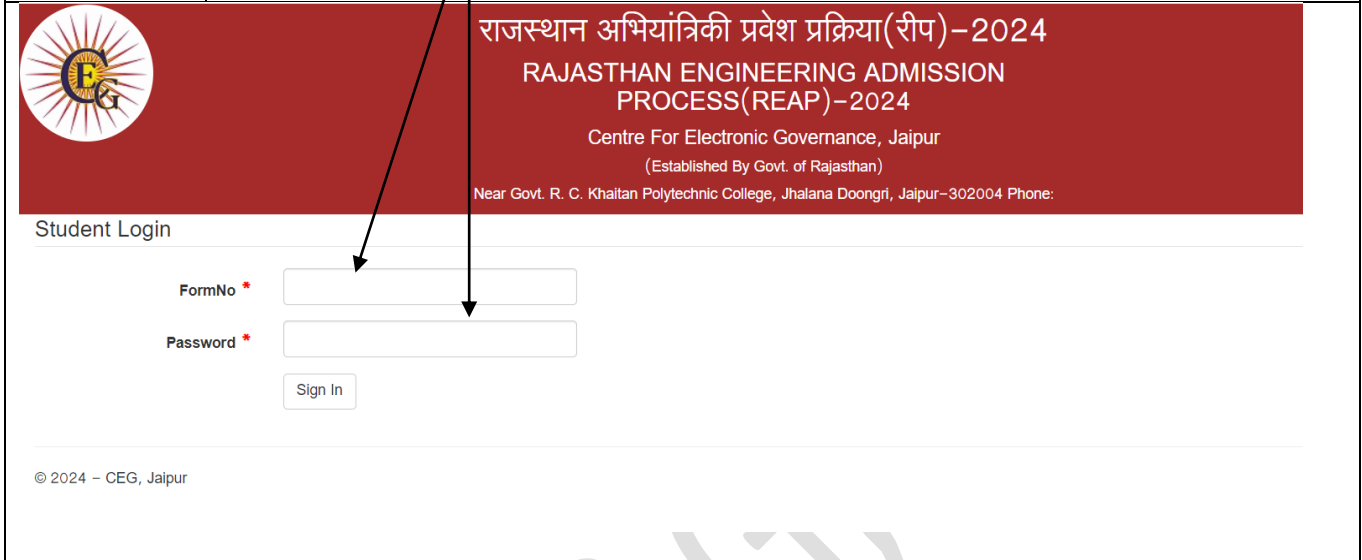
PaymentResponse

Payment Response From SBI:

REAP-2024 Candidate Payment Receipt	
Transaction Status	
Transaction ID	
Candidate Name	
Candidate Form No/Login ID	*****
Amount Paid	
Transaction Date	
Print Receipt Home	

कैंडिडेट इस फॉर्म नंबर को नोट कर के रखे, हर चरण (Step) में फॉर्म नंबर (FormNo) की आवश्यकता पड़ेगी।

Step 2 Fill Application Form for REAP-2024	You will be prompted for your Form Number and Password as shown below. Login using your credentials (Form Number and Password) and keep your mobile number handy/Email id opened to enter the OTP received.
चरण 2	अब आपको Step-2: पर क्लिक करने के बाद आप अपने फॉर्म नंबर और पासवर्ड का उपयोग करके लॉगिन करें। प्राप्त ओटीपी दर्ज करने के लिए अपना मोबाइल नंबर/ईमेल आईडी खोले रखें

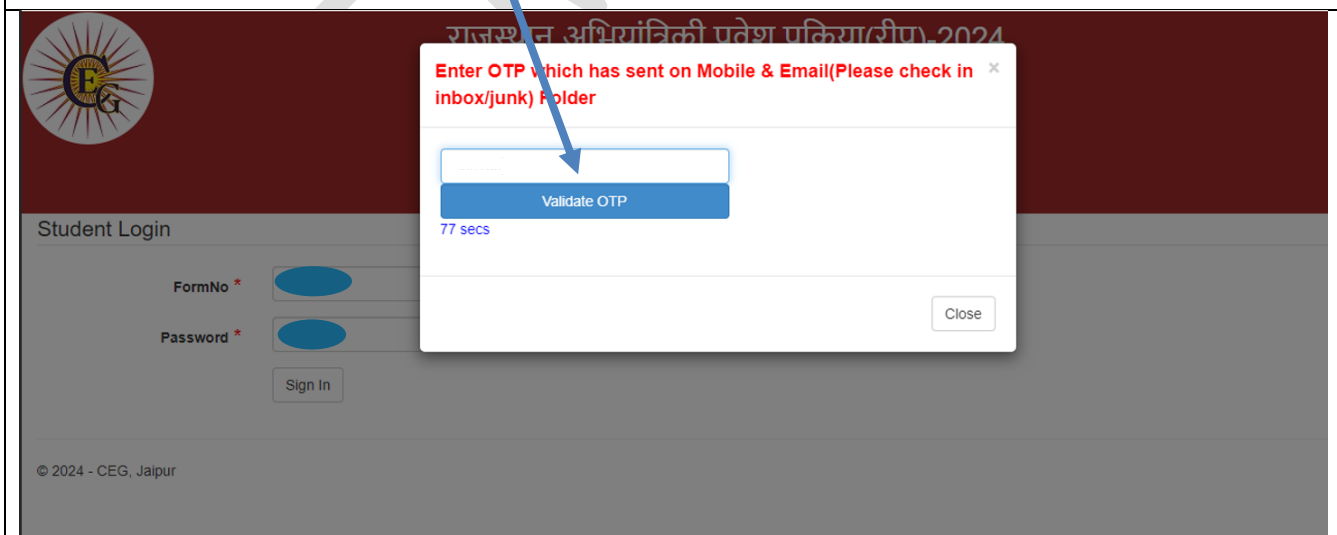


© 2024 – CEG, Jaipur

In this step applicant Candidate is required to enter the OTP, sent on the mobile & Email-id.

Click on “validate OTP” to proceed to next step. and press "OK" to the Popup.

इस चरण में आवेदक को OTP दर्ज करना आवश्यक है, जो मोबाइल और ईमेल-आईडी पर भेजा जाता है। अगले चरण पर आगे बढ़ने के लिए "validate OTP" पर क्लिक करें और Popup में "OK" क्लिक करें।



© 2024 - CEG, Jaipur

After payment In this step, the candidate should upload his/her recent photo (Max. file size : 100KB in JPG format) and his/her scanned Signature (Max. file size : 50 KB in JPG format) and proceed to process by clicking on the button“ **SAVE**”.

इस चरण में आवेदक को उसकी वर्तमान फोटो (Max. file size : 100KB in JPG format)) तथा हस्ताक्षर (Max. file size : 50 KB in JPG format)) upload करके “SAVE” बटन पर क्लिक करना होगा।



राजस्थान अभियांत्रिकी प्रवेश प्रक्रिया(रीप)-2024
RAJASTHAN ENGINEERING ADMISSION PROCESS(REAP)-2024
 Centre For Electronic Governance, Jaipur
 (Established By Govt. of Rajasthan)
 Near Govt. R. C. Khaitan Polytechnic College, Jhalana Doongri, Jaipur-302004 Phone:

FormNo:-40447

Upload Photo and Signature

Photograph	<input type="button" value="Choose File"/> No file chosen <small>Photo size cannot exceed more than 100KB and must be in JPG, JPEG, or PNG format only</small>
Signature	<input type="button" value="Choose File"/> No file chosen <small>Signature size cannot exceed more than 50KB and must be in JPG, JPEG, or PNG format only</small>
<input type="button" value="Save"/>	

After uploading Photograph and Signature click on save button. After clicking on save button you will be prompted for the new window as shown below. Fill details as required in the form and after filling the form click on **"Save & Continue"**

फोटोग्राफ और हस्ताक्षर अपलोड करने के बाद सेव बटन पर क्लिक करें। **"Save"** बटन पर क्लिक करने के बाद नीचे दिखाए गए विंडो के लिए संकेत दिया गया है। फॉर्म में आवश्यक विवरण भरें। फॉर्म भरने के बाद **"Save & Continue"** पर क्लिक करें।

Photo	Signature
	

Basic Details of Candidate

FormNo	
Candidate Name	
Father Name	
Mother Name	
Gender	
Date of Birth	

JEE (Mains) दिया है और 20
पर्सेंटाइल या अधिक है तो
JEE(Mains) का ही चयन करे।

JEE Mains Exam Details

Do you applied for Jee Mains *	--Applied for JEE Exam-2024?--
	--Applied for JEE Exam-2024?--
	Yes
	No

Domicile & Category Details

Domicile State *	- Select-
Category *	--Select Category--
Enter Sub Category *	--Select Category--
Do you belong to Exservice Men Category ? भूतपूर्व सैनिक	ST SC OBC Non Creamy Layer OBC Creamy layer MBC Non Creamy Layer MBC Creamy Layer GEN EWS

जिस केटेगरी में है उसका ही चयन करे।
प्रमाण पत्र निर्धारित मापदंडों / समय
का बना हुआ होना चाहिए।

Candidates Other details

Candidates Other details

Nationality * --Selected--

Religion * --Selected--

Area of Residence * --Selected--

Family Income From All Sources * --Select--

Less than 8 Lacs

8 Lacs and above

Correspondence Details

Address *

Post Office *

state * - Select-

district - Select -

pincode *

phone

Your Desired Eligibility of Admission in REAP-2024

Select basis of admission * --Select Eligibility of Admission--

--Select Eligibility of Admission--

12th/Jee Mains-2024

Diploma in Engineering

Academic Details(10th)

Class	Board Name	State Name	Passing Year	Max Marks	Obtained Marks	Percentage/Grade	Roll Number
10th Class	CENTRAL BOARD OF	RAJASTHAN	--Select 10th Pas				Not Required

Academic Details(12th)

Class	Board Name	State Name	Passing Year	Max Marks	Obtained Marks	Percentage/Grade	Roll Number
12th Class	-- Select --	- Select-	--Select 12th P:				

Class XIIth Subject Details

(NOTE: Choose your subjects as per your desired branch as per AICTE Norms, Please click here to see branches and subject eligibility criteria)

Please select Your Subject Group(As Per AICTE Norms): ☒ Group 1 ☐ Group 2 ☐ Group 3 ☐ Group 4 ☐ Group 5 ☐ Group 6

12th Subject Name

First Subject :- Physics

Second Subject :- Chemistry

Third Subject :- Mathematics

Max. Marks

Obt. Marks

Save & Continue

प्रत्येक ब्रांच में 5% सीटें TFWS सीटें होती हैं।
अगर परिवार की आय 8 लाख से कम है, तो
Less than 8 Lacs का चयन करना चाहिए।

REAP 2024 में, ग्रुप 1 (GROUP 1) का ही चयन करें, अन्यथा आप कॉलेजों की सभी ब्रांचों का चयन ऑप्शन फॉर्म में नहीं कर पाएंगे।

Click on Save & Continue button, candidate will be redirected to preview data page where candidate can see and verify his/her filled details as shown below.

“Save & Continue” बटन पर क्लिक करें उम्मीदवार को data page का पूर्वावलोकन करने के लिए पुनर्निर्देशित किया जाएगा जहां उम्मीदवार नीचे दिखाए गए अनुसार अपने भरे हुए विवरणों को देख और सत्यापित कर सकते हैं। यदि उक्त फार्म में किसी प्रकार की त्रुटि का सुधार करना है तो **Back & Edit** का बटन दबाये



राजस्थान अभियांत्रिकी प्रवेश प्रक्रिया(रीप)-2024
RAJASTHAN ENGINEERING ADMISSION PROCESS(REAP)-2024
 Centre For Electronic Governance, Jaipur
 (Established By Govt. of Rajasthan)
 Near Govt. R. C. Khailan Polytechnic College, Jhalana Doongri, Jaipur-302004 Phone:

FormNo:-41829
Logout

Photo



Signature



Basic Details of Candidate

Category		SubCategory		Ex-ServiceMen	
Ex-Servicemen Sub Category		Nationality		Religion	
Area of Residence		Family Income From All Sources		Domicile State	

Address

district

Do You belong to TSP Area

Post Office

pincode

District

state

Phone

Tehsil

Qualification Details(10th Class)

Board Name		State Name		Year of Passing	
Max. Marks		Marks Obtained		Percentage	

Qualification Details(12th Class)

Board Name		State Name		Year of Passing	
Max. Marks		Obtained Marks		Percentage	
Roll Number		First Subject Physics Max. Marks		First Subject Physics Obt. Marks	
Second Subject Chemistry Max. Marks		Second Subject Chemistry Obt. Marks		Third Subject Name	
Third Subject Max Marks		Third Subject Obtained Marks			

JEE Mains Exam Details Applied:- Yes

JEE Application Number

Save & Continue


Back & Edit

यदि उक्त फार्म में किसी प्रकार की त्रुटि का सुधार करना है तो **Back & Edit** का बटन दबाये ।

Step 3 Upload Documents	If all entries are correct, Click on Save and Continue button, you will be redirected to upload document page where candidate must upload his/her required documents in PDF format & with prescribed size (200KB) only. Documents are required to be uploaded depending on the registered details of the candidate.
चरण 3	<p>“Save & Continue” बटन पर क्लिक करें, आपको दस्तावेज पृष्ठ अपलोड करने के लिए पुनर्निर्देशित किया जाएगा जहां उम्मीदवार अपने आवश्यक दस्तावेजों को पीडीएफ (PDF) प्रारूप में और निर्धारित आकार (200 केबी) के साथ ही अपलोड करना होगा। अपलोड किए जाने वाले दस्तावेज उम्मीदवार के पंजीकृत विवरण पर निर्भर करेंगे।</p>

Document	Upload File	Upload Document	Document Uploading Status
Upload 10th Marksheet	<input type="button" value="Choose File"/> 10 (7).pdf	<input type="button" value="Upload"/>	Document Uploaded
Upload 12th Marksheet	<input type="button" value="Choose File"/> 12 (6).pdf	<input type="button" value="Upload"/>	Document Uploaded
Upload JEE MAINS Marksheet	<input type="button" value="Choose File"/> TUSHAR JEE.pdf	<input type="button" value="Upload"/>	Document Uploaded
Income Certificate	<input type="button" value="Choose File"/> INCOME.pdf	<input type="button" value="Upload"/>	Document Uploaded
Category Certificate	<input type="button" value="Choose File"/> CASTE.pdf	<input type="button" value="Upload"/>	Document Uploaded
Upload Domicile State Document	<input type="button" value="Choose File"/> DOMICILE (5).pdf	<input type="button" value="Upload"/>	Document Uploaded
<input type="button" value="Save"/> ←			

Step 4 Print Application Form (Without College Choices)	Now you can download your "Reap application form" (without College choices) in this step after entering your form number and password.
चरण 4	अब आप अपना फॉर्म नंबर और पासवर्ड दर्ज करने के बाद इस चरण में अपना "रीप एप्लीकेशन फॉर्म" (कॉलेज विकल्पों के बिना) डाउनलोड कर सकते हैं।



राजस्थान अभियांत्रिकी प्रवेश प्रक्रिया(रीप) – 2024
RAJASTHAN ENGINEERING ADMISSION PROCESS(REAP) – 2024
 Centre For Electronic Governance, Jaipur
 (Established By Govt. of Rajasthan)
 Near Govt. R. C. Khaitan Polytechnic College, Jhalana Doongri, Jaipur-302004 Phone:

Student Login

FormNo *

Password *

© 2024 – CEG, Jaipur

PRINT

CENTRE FOR ELECTRONIC GOVERNANCE, JHALANA DOONGRI, JAIPUR-302004
REAP-2024
Online Application Form(Without College Choices)

Form No	: 42169	Date of Form Submission	: 6/29/2024
Transaction Number	: 6f8bcbb3128a5074d80b	Transaction Amount & date	: 590/- (6/29/2024)

1. Name of Candidate:	<input type="text"/>	<input type="text"/>
2. Father's Name:		
3. Mother's Name:		
4. Gender:		
5. Category:		
6. Sub Category:		
7. Ex-Service Man		
8. TSP Area:		
9. Date of Birth:		

10. Address:	11. Email
12. Phone No:	13. Mobile No:

Exam. Details	Passed/ROLLNO	Board/University	State Of Study	Year	Max. Marks	Marks Obt.	%
X	PASSED	CENTRAL BOARD OF SECONDARY EDUCATION, DELHI	RAJASTHAN	2022	500		
XII	11721187	CENTRAL BOARD OF SECONDARY EDUCATION, DELHI	RAJASTHAN	2024	500		

Details of marks in XII		Applied in JEE Exam: Yes	
Subject	Max Marks		
Physics	100		
Chemistry	100		
Third Subject(Mathematics)	100		

14. State of Bonafide Residence:	RAJASTHAN	--	
15. Nationality :	INDIAN	16. Religion:	HINDU
17. Area of Residence	URBAN	18. Domicile Distt.	RAJASTHAN
19. Family Income from all Sources		Less Than 8 Lakhs/Year	

Note: Your application form is incomplete untill College Choices are not filled.

I hereby solemnly and sincerely affirm that all the information furnished by me in this application form are true and correct. I have not concealed any information. However, if any information furnished herein is found to be fraudulent, incorrect or untrue at any stage, I am liable to criminal prosecution and I also agree to forgo my seat. Further that the selection and admission to the course is liable to be cancelled. I agree to abide by the Rules and Regulations governing the Examination as contained in the Information Booklet, which I have duly gone through.

Signature of Candidate

इस फॉर्म का प्रिंट आउट निकाल कर अपने पास सुरक्षित रख लें।

Step 5 Fill/Update & Lock College Choice/Option Form	Here you can fill-up the desired colleges and their respective branches . To change the order of choices and delete the option, use up-down & delete tab.
चरण 5	यहां आप वांछित कॉलेजों और उनकी संबंधित शाखाओं को भरने और हटाने के लिए विकल्प के भर सकते हैं SKIT कॉलेज के लिए विकल्प का चयन करे और उसकी ब्रांचो का भी चयन करे । नोट: SKIT कॉलेज में एक से अधिक ब्रांचो का चयन करे, और <u>आगामी राउण्ड (Upward movement and Internal Sliding)</u> में भी भाग ले, जब तक अभ्यर्थी को अपनी इच्छा के अनुसार ब्रांच नहीं मिल जावे ।

CollegeChoice

Information: Fill Maximum number of desired college choices

SWAMI KESHVANAND INSTITUTE ▼

MECHANICAL ENGINEERING(SF) ▼

Add Choice

Choice Number	College Code	College NAME	College Branch	Branch Code	Remove College	Up/Down College
1	1031	SWAMI KESHVANAND INSTITUTE OF TECHNOLOGY, MANAGEMENT AND GRAMOTHAN	COMPUTER SCIENCE AND ENGINEERING (ARTIFICIAL INTELLIGENCE)(SFS)	180		
2	1031	SWAMI KESHVANAND INSTITUTE OF TECHNOLOGY, MANAGEMENT AND GRAMOTHAN	COMPUTER SCIENCE AND ENGINEERING (DATA SCIENCE)(SFS)	147		
3	1031	SWAMI KESHVANAND INSTITUTE OF TECHNOLOGY, MANAGEMENT AND GRAMOTHAN	COMPUTER SCIENCE AND ENGINEERING(SFS)	176		
4	1031	SWAMI KESHVANAND INSTITUTE OF TECHNOLOGY, MANAGEMENT AND GRAMOTHAN	COMPUTER SCIENCE AND ENGINEERING (IOT) (SFS)	200		
5	1031	SWAMI KESHVANAND INSTITUTE OF TECHNOLOGY, MANAGEMENT AND GRAMOTHAN	INFORMATION TECHNOLOGY(SFS)	112		
6	1031	SWAMI KESHVANAND INSTITUTE OF TECHNOLOGY, MANAGEMENT AND GRAMOTHAN	CIVIL ENGINEERING(SFS)	105		
7	1031	SWAMI KESHVANAND INSTITUTE OF TECHNOLOGY, MANAGEMENT AND GRAMOTHAN	ELECTRONICS AND COMMUNICATION ENGINEERING(SFS)	109		
8	1031	SWAMI KESHVANAND INSTITUTE OF TECHNOLOGY, MANAGEMENT AND GRAMOTHAN	ELECTRICAL ENGINEERING(SFS)	107		
9	1031	SWAMI KESHVANAND INSTITUTE OF TECHNOLOGY, MANAGEMENT AND GRAMOTHAN	MECHANICAL ENGINEERING(SFS)	113		

Save Choice

Lock Choice

<div>Step 6</div> <div>Print Application Form (With College Choices)- It will start after college choice filling</div>	<div>After filling your desired colleges & branches, click on the Save Choice button. Once you have filled all your desired colleges and their respective branches and no further modifications are required, click on lock your choice button. It should be noted that once your choices are locked, it cannot be modified further.</div>
<div>चरण 6</div>	<div>क्रमशः अप-डाउन टैब और डिलीट टैब का उपयोग करके विकल्प संख्या प्रेषित करें। अपने इच्छित कॉलेजों और शाखाओं को भरने के बाद “Save Choice” बटन पर क्लिक करें। एक बार जब आप अपने सभी वांछित कॉलेज और उनकी संबंधित शाखाओं को भर देते हैं और आगे कोई संशोधन नहीं करना हो तोए “Lock your Choice” बटन पर क्लिक करें। यह ध्यान दिया जाना चाहिए कि एक बार आपकी पसंद लॉक हो जाने के बाद, संशोधन संभव नहीं होगा।</div>

राजस्थान अभियांत्रिकी प्रवेश प्रक्रिया(रीप)-2024

RAJASTHAN ENGINEERING ADMISSION PROCESS(REAP)-2024

Centre For Electronic Governance, Jaipur

(Established By Govt. of Rajasthan)

Near Govt. R. C. Khaitan Polytechnic College, Jhalana Doongri, Jaipur-302004 Phone:

Important Information/Documents

Important Information

▶ अभ्यर्थियों से अनुरोध है कि पंजीयन (Registration) करने तथा पंजीयन शुल्क रु . 590/- भुगतान करने से पूर्व : REAP-2024 हेतु अपनी पात्रता माली-भांति जांच लें।

▶ अपना मोबाइल नंबर तथा ईमेल आई. डी. निश्चित कर लें तथा प्रक्रिया के दौरान नहीं बदलें।

▶ एप्लीकेशन फॉर्म में जन्म दिनांक, Gender (Male/Female/Transgender) , Income Group , Category , Subcategory में किसी परिवर्तन की अनुमति नहीं होगी।

▶ अभ्यर्थी कृपया ध्यान दें कि पंजीयन शुल्क रु . 590/- भुगतान करने पर दर्शाया गया Transaction Number ध्यानपूर्वक सावधानी से अपने पास रख लें।

▶ अभ्यर्थियों को निर्देशित किया जाता है कि किसी भी व्यक्ति/संस्था/ एजेंसी से अपना लॉगिन आई. डी. तथा पासवर्ड साँझा न करें।

▶ अभ्यर्थियों को निर्देशित किया जाता है कि ईमेल इनबॉक्स में प्राप्त न होने पर जंक/स्पैम(Junk/SPAM) सेक्शन चेक करें

Registration, Application & College Choice/Option Forms

● Step-1: Register For REAP-2024

● Check Fee Transaction Status

● Forgot Registered FormNo & Password?

● Step-2: Fill Application Form for REAP-2024

● Step-3: Upload Document

● Step-4: Print Application Form(Without CollegeChoices)

● Step-5: Fill/Update & Lock College Choice/Option Form

● Step-6: Print Application Form(With College Choices)- It will start after college choice filling

● Step-5: Lock College Choice

● Update College Choice

For any query, please contact our admission team:

85050 03008