

## REAP -2026 Form Filling Process

Applicant who wishes to take admission in B.Tech. I year would require browsing the official website of SKIT ([www.skit.ac.in](http://www.skit.ac.in)) and fill the online form.

जो अभ्यर्थी B.Tech. प्रथम वर्ष में प्रवेश लेना चाहते हैं, वे इसके आर्टी [www.skit.ac.in](http://www.skit.ac.in) पर जाकर REAP 2026 का ऑनलाइन फॉर्म भर सकते हैं।

Swami Keshvanand Institute of Technology, Gramothan, Jaipur

SKIT has been ranked no. 1 in Rajasthan consecutively for the 7th year (2017-18 to 2023-24) by RTU, Kota

Admission Helpline: 8505003008

Admission Enquiry Form

6 Engineering Programmes ACCREDITED by NBA (National Board of Accreditation)

Best Placements 47 LPA Highest Package

25 THE SILVER JUBILEE YEAR

DEPARTMENTS EXAMINATION CELL INSTITUTE INITIATIVES T&P CELL LIBRARY STUDENT CORNER

The Coordinator of the Centralized Admission Process (CAP) will conduct online centralized counselling, known as the **Rajasthan Engineering Admission Process (REAP)**, for admission to the **1st year** of the **B.Tech programme** for the academic session 2026–27. Seats will be allotted to candidates on a merit basis, in accordance with the following order of priority:

1. Candidates under Category-A as per the sports quota policy and priorities of admission as per S. No. 2/3/4
2. Rank obtained in JEE (Mains) 2026 (minimum 20 percentile score or more)
3. Percentile obtained in class 12th (not covered in priority 2nd)
4. Percentage obtained in D.Voc in Engineering & Technology

### SCHEDULE OF REAP 2026 ACTIVITIES

Activity	Dates
Date of commencement for filling of the Online Application cum Registration with fee Rs. 885/-	13/05/2026
Last date for payment of online application cum registration fee of Rs. 885/-	10/06/2026
Last date for submitting online application cum registration form	12/06/2026
Last date for choice filling/locking	26/06/2026

[Click here for detailed REAP Schedule](#)

[Click here for detailed process of REAP form filling](#)

REAP Official Website- [www.reaprajasthan.co.in](http://www.reaprajasthan.co.in)

B.Tech. प्रथम वर्ष में प्रवेश लेने के लिए REAP प्रवेश पोर्टल (<https://www.reaprajasthan.co.in/>) पर आवेदन करना होगा।

Candidates who aspire to take admission in B.Tech. First year should fill up the online form for admission by visiting the official website <https://www.reaprajasthan.co.in/>. Browsing through the website, the candidate can view the schedule of activities related to the admission process. Candidate is expected to read the schedule of activities carefully. After carefully going through all the instructions, the candidate should click on left side box **“Candidate Panel Click Here”**

अभ्यर्थी को ऑनलाइन आवेदन पत्र भरने के लिए आधिकारिक वेबसाइट <https://www.reaprajasthan.co.in/> पर जाना होगा। वेबसाइट पर जाकर अभ्यर्थी प्रवेश प्रक्रिया से संबंधित गतिविधियों का कार्यक्रम देख सकते हैं। अभ्यर्थियों को निर्देशित किया जाता है कि वे गतिविधियों की समय सारणी को ध्यानपूर्वक पढ़ें। सभी निर्देशों को ध्यान-से पढ़ने के बाद“ अभ्यर्थी को बाईं ओर दिए गए Candidate Panel Click Here” बॉक्स पर क्लिक करना चाहिए।

The screenshot shows the website [reaprajasthan.com](https://www.reaprajasthan.co.in/) with the following content:

**News and Updates**

- About-REAP (download image)
- REAP Instruction Booklet
- REAP BE-B.Tech-B.Plan. SCHEDULE
- State Sports Policy -2026 (for Technical Institutes)
- Income Certificate Format
- Medical Certificate Format
- Payment Refund/Cancellation Policy for centralized admission process

**Candidate Panel**

- Sports quota Affidavit
- Watch video of Complete REAP-2026 registration process
- Click Here to Read FAQ and Support Ticket
- Candidate online Payment failed? Click here to check status
- Click Here for Candidate Registration for REAP-2026** (highlighted in red)
- View Colleges and Branch Details

**Important Dates for Candidates**

Announcement	B.E./B.Tech/ B.Plan Course	B.Arch Course
Date of commencement for filling of the Online Application cum Registration with fee Rs. 885/-	13.05.2026	17.06.2026
Last date for payment of online application cum registration fee of Rs. 885/-	10.06.2026	01.07.2026
Last date for submitting online application cum registration form	12.06.2026	03.07.2026

**Important Dates for Institutions**

Announcement	B.E./B.Tech/ B.Plan Course	B.Arch Course
Starting date for filling online Registration Form with fee (Rs. 17700/-)	07.05.2026	07.05.2026
Last date for payment of online registration fee (Rs. 17700/-)	12.05.2026	12.05.2026
Last date for submitting online registration form	12.05.2026	12.05.2026

**Sh. Bhajan Lal Sharma**  
Hon'ble Chief Minister, Rajasthan

**Dr. Prem Chand Bairwa**  
Hon'ble Deputy Chief Minister of Rajasthan & Minister, Department of Technical Education, Rajasthan

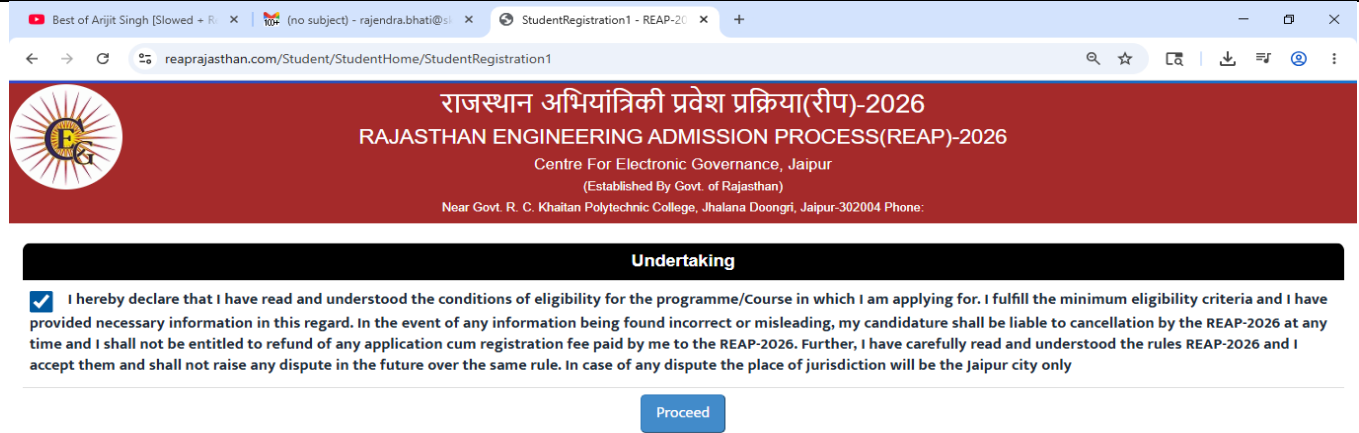
**Shri Kuldeep Ranka (IAS)**  
Chairperson(SLC) & Additional Chief Secretary, Department of Higher & Technical Education, Govt. of Rajasthan

<p><b>Step-1:</b> <b><u>Register For REAP-2026</u></b></p>	<p>On clicking “<b>Candidate Panel</b>”, general instruction will be displayed. Candidate should read all the <b>instructions carefully</b> and he/she can also download some <b>Important documents</b> which will be useful during the whole process of reporting. On the right hand side of the website one can see the tab “<b>Step 1 Register for REAP 2026</b>” and click on it for making registration in the admission process.</p>
<p>चरण-1: REAP-2026 के लिए पंजीकरण करें।</p>	<p>Candidate Panel” पर क्लिक करने पर सामान्य निर्देश प्रदर्शित होंगे। अभ्यर्थी को सभी निर्देश ध्यानपूर्वक पढ़ने चाहिए। साथ ही, वह कुछ महत्वपूर्ण दस्तावेज भी डाउनलोड कर सकता/सकती है जो पूरी रिपोर्टिंग प्रक्रिया के दौरान उपयोगी होंगे। वेबसाइट के दाईं ओर “Step 1: Register for REAP 2026” टैब दिखाई देगा। प्रवेश प्रक्रिया में पंजीकरण करने के लिए अभ्यर्थी को इस टैब पर क्लिक करना होगा।</p>

The screenshot displays the website for the RAJASTHAN ENGINEERING ADMISSION PROCESS (REAP)-2026. The header includes the organization's name, logo, and address: Centre For Electronic Governance, Jaipur, established by the Govt. of Rajasthan, near Govt. R. C. Khaitan Polytechnic College, Jhalana Doongri, Jaipur-302004. The main content area is divided into three columns. The first column, 'Important Information/Documents', contains a link to 'Important Information/Documents'. The second column, 'Important Information', lists several instructions for candidates, such as 'अभ्यर्थियों से अनुरोध है कि पंजीयन (Registration) करने तथा पंजीयन शुल्क रु. 885/- भुगतान करने से पूर्व : REAP-2026 हेतु अपनी पाठ्य भली-भांति जांच लें।' and 'अभ्यर्थी कृपया ध्यान दें कि पंजीयन शुल्क रु. 885/- भुगतान करने पर दर्शाया गया Transaction Number ध्यानपूर्वक सावधानी से अपने पास रख लें।'. The third column, 'Registration, Application & College Choice/Option Forms', contains a list of steps, with 'Step-1: Register For REAP-2026' highlighted in red. A blue arrow points from the text in the table above to this step. The Windows taskbar at the bottom shows the date as 5/15/2026 and the time as 10:30 AM.

After clicking on the tab “**Register for REAP 2026**”, a new window displays the undertaking regarding the REAP process. Please click on the check box and then on “**Proceed**” after reading the content of undertaking.

Register for REAP 2026” टैब पर क्लिक करने के बाद REAP प्रक्रिया से संबंधित undertaking प्रदर्शित करने वाली एक नई विंडो खुलेगी। undertaking की सामग्री को ध्यानपूर्वक पढ़ने के बाद चेक बॉक्स पर क्लिक करें तथा उसके बाद “Proceed” बटन पर क्लिक करें।

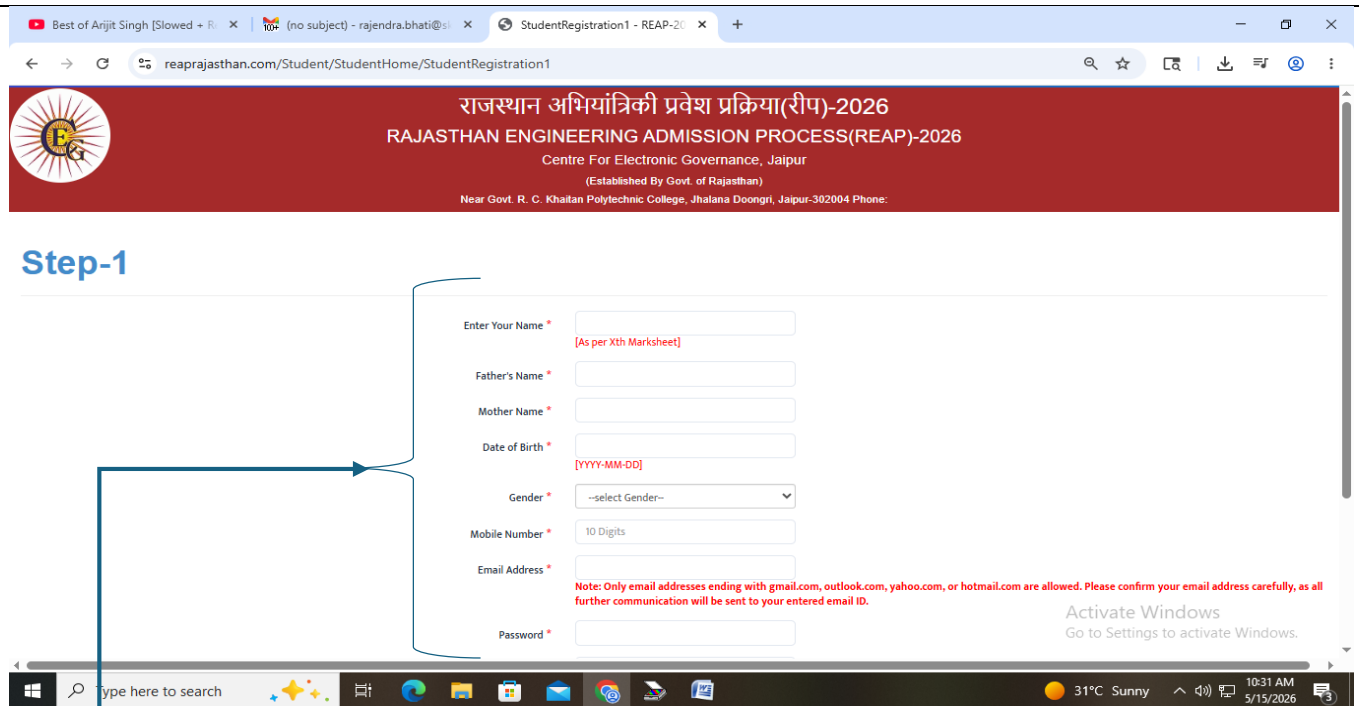


The screenshot shows a web browser window with the URL reaprajasthan.com/Student/StudentHome/StudentRegistration1. The page header includes the logo of Rajasthan Engineering Admission Process (REAP)-2026 and the text: राजस्थान अभियांत्रिकी प्रवेश प्रक्रिया(रीप)-2026, RAJASTHAN ENGINEERING ADMISSION PROCESS(REAP)-2026, Centre For Electronic Governance, Jaipur (Established By Govt. of Rajasthan), Near Govt. R. C. Khaitan Polytechnic College, Jhalana Doongri, Jaipur-302004 Phone:.

The main content area is titled "Undertaking" and contains a checkbox that is checked. The text reads: "I hereby declare that I have read and understood the conditions of eligibility for the programme/Course in which I am applying for. I fulfill the minimum eligibility criteria and I have provided necessary information in this regard. In the event of any information being found incorrect or misleading, my candidature shall be liable to cancellation by the REAP-2026 at any time and I shall not be entitled to refund of any application cum registration fee paid by me to the REAP-2026. Further, I have carefully read and understood the rules REAP-2026 and I accept them and shall not raise any dispute in the future over the same rule. In case of any dispute the place of jurisdiction will be the Jaipur city only". Below the text is a blue "Proceed" button.

In this step applicant needs to fill the required information for REAP admission process. **Candidate is required to fill all the desired information according to his/her 10<sup>th</sup> and 12<sup>th</sup> marksheet/certificate.** Please note that it is mandatory for candidate to verify the candidate's name, father's name and date of birth carefully **since these details can not be changed at a later stage.** Click on “Save” to proceed to next step.

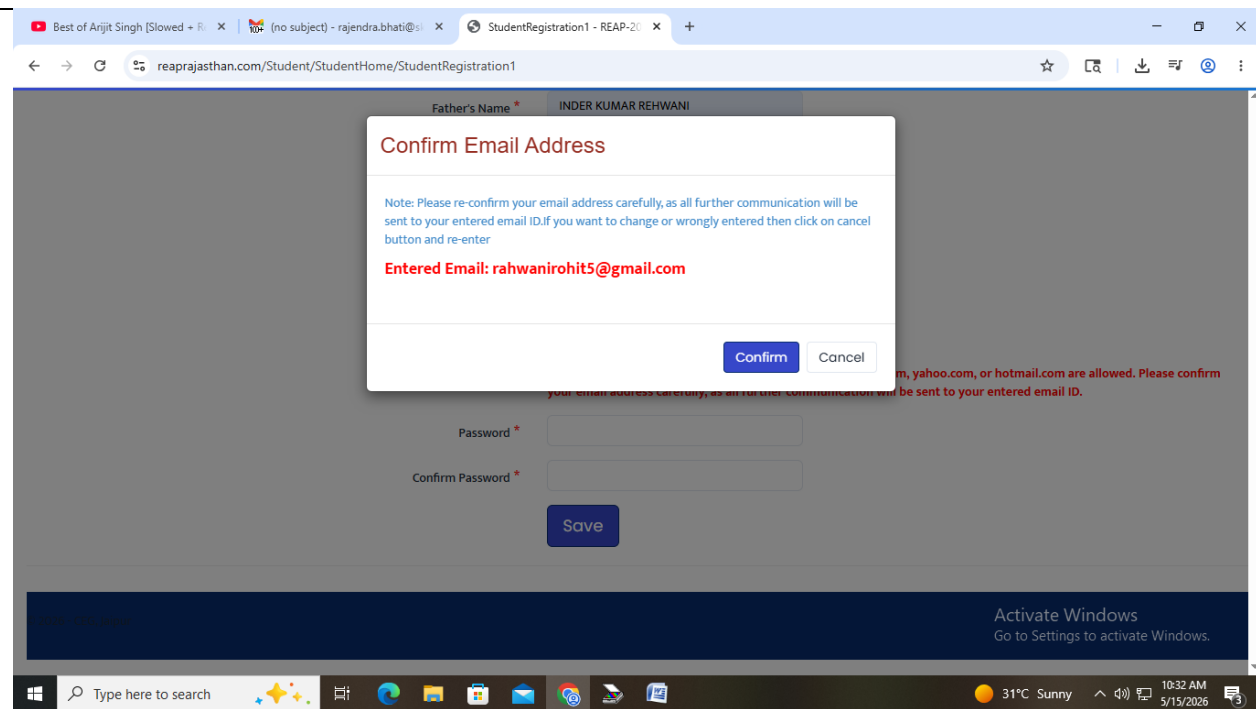
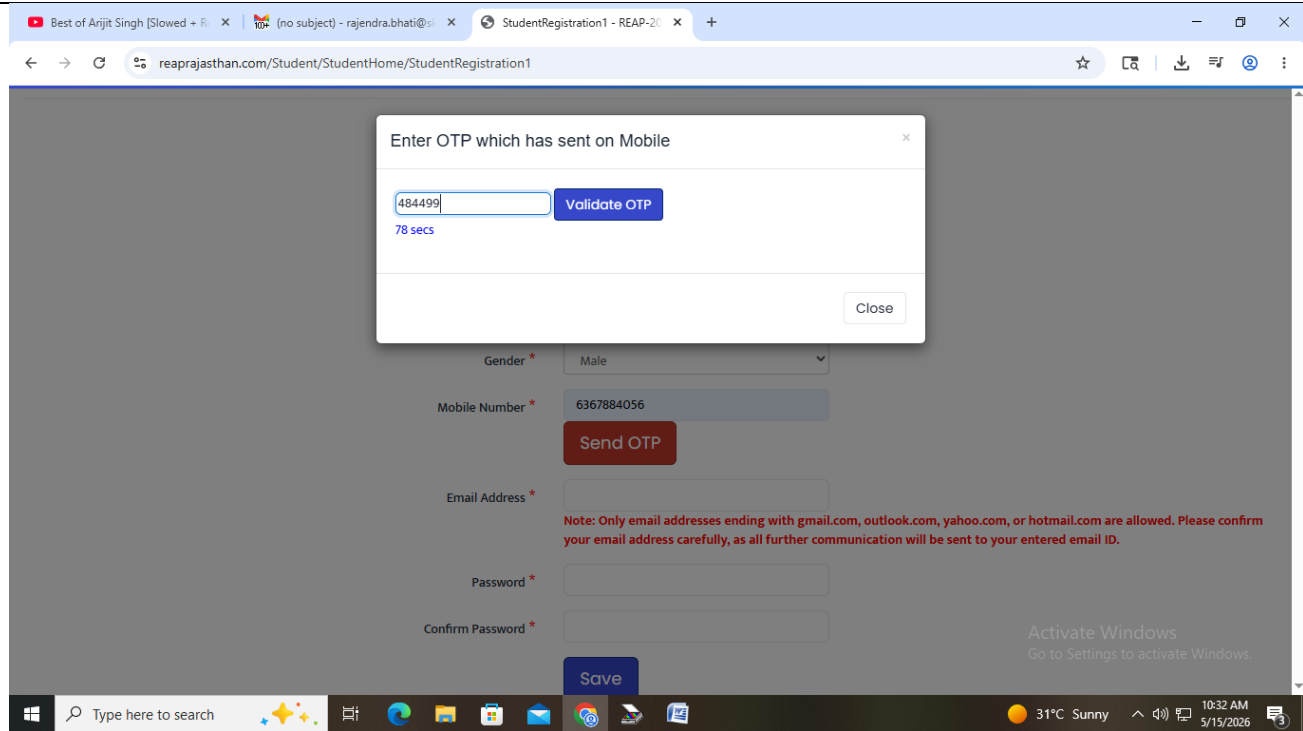
इस चरण में अभ्यर्थी को REAP प्रवेश प्रक्रिया हेतु आवश्यक जानकारी भरनी होगी। **अभ्यर्थी को अपनी 10<sup>वीं</sup> एवं 12<sup>वीं</sup> की अंकतालिका/प्रमाणपत्र के अनुसार सभी आवश्यक विवरण सावधानीपूर्वक भरने होंगे।** कृपया ध्यान दें कि अभ्यर्थी का नाम, पिता का नाम तथा जन्मतिथि को ध्यानपूर्वक सत्यापित करना अनिवार्य है, क्योंकि इन विवरणों में बाद में कोई परिवर्तन नहीं किया जा सकेगा। अगले चरण पर जाने के लिए “Save” बटन पर क्लिक करें।



The screenshot shows the same web browser window as above, but now displaying the "Step-1" registration form. The form fields are: Enter Your Name \* (with a red note "[As per Xth Marksheet]"), Father's Name \*, Mother Name \*, Date of Birth \* (with a red note "[YYYY-MM-DD]"), Gender \* (dropdown menu with "--select Gender--"), Mobile Number \* (with a note "10 Digits"), Email Address \* (with a red note "Note: Only email addresses ending with gmail.com, outlook.com, yahoo.com, or hotmail.com are allowed. Please confirm your email address carefully, as all further communication will be sent to your entered email ID."), and Password \*. The page also features an "Activate Windows" watermark and a Windows taskbar at the bottom showing the date 5/15/2026 and time 10:31 AM.

In this step, the candidate is required to verify his/her registered mobile number and email ID for secure communication during the admission process. An OTP (One Time Password) will be sent to the registered mobile number and email ID entered by the candidate.

इस चरण में अभ्यर्थी को प्रवेश प्रक्रिया के दौरान सुरक्षित एवं सुचारु संचार सुनिश्चित करने हेतु अपने पंजीकृत मोबाइल नंबर एवं ईमेल आईडी का सत्यापन करना होगा। अभ्यर्थी द्वारा दर्ज किए गए पंजीकृत मोबाइल नंबर और ईमेल आईडी पर एक OTP (वन टाइम पासवर्ड) भेजा जाएगा।



Please note down unique transaction number and temporary form number. Anyhow, if your payment could not success, by using the transaction number you can recover. After checking the details, **click on pay now**

कृपया यूनिक ट्रांजेक्शन नंबर एवं अस्थायी फॉर्म नंबर को सुरक्षित रूप से नोट कर लें। यदि किसी कारणवश आपका भुगतान सफल नहीं होता है, तो आप ट्रांजेक्शन नंबर का उपयोग करके अपनी जानकारी पुनः प्राप्त कर सकते हैं।

IP Address: 103.54.14.83

Please note down Unique Transaction Number and Temporary Form Number ,Anyhow if your payment could't success', by using thi Transaction number , you can recover.

Important information	
Applied for	REAP-2026
Unique Transaction Number(Before Payment)	af53d3261cfaee6361c6
Temporary Form Number(Before Payment)	2214
Name	ROHIT KUMAR REHWANI
Father's Name	INDER KUMAR REHWANI
Date of Birth	2008-10-29 [YYYY-MM-DD]
Email	rahwanirohit5@gmail.com
Mobile	6367884056
Gender	Male
Fees	Rs. 885.00

Yes I have checked all information and all data is correct, I want to proceed to online payment

Activate Windows  
Go to Settings to activate Windows

Once the registration form opens, the candidate should verify all the information filled in the previous step and click on **“Payment”** button for the payment of the registration fee of Rs.885/-. Please note that unique transaction number (Before payment) for any future correspondence with REAP-2026 office.

पंजीकरण फॉर्म खुलने के बाद अभ्यर्थी को पिछले चरण में भरी गई सभी जानकारी का सत्यापन करना चाहिए तथा ₹885/- के पंजीकरण शुल्क के भुगतान हेतु “Payment” बटन पर क्लिक करना चाहिए।

कृपया ध्यान दें कि भविष्य में REAP-2026 कार्यालय से किसी भी पत्राचार/संपर्क के लिए यूनिक ट्रांजेक्शन नंबर (भुगतान से पूर्व) को सुरक्षित रखें।

Best of Arijit Singh [Slowed + R... x | (no subject) - rajendra.bhati@s... x | SBlePay x +

epaysbi.bank.in/secure/AggregatorHostedListener#no-back-button

As per RBI Guidelines all cards

### Payment Details

- Debit/Credit/Prepaid Cards
- Banking Connect (Net Banking)
- UPI
- NEFT
- SBI Branch Payment

Please ensure that your card is enabled for online (E-Commerce) transactions  
कृपया सुनिश्चित करें कि आपका कार्ड (ई-कॉमर्स) लेनदेन के लिए सक्षम है

Card Number:  VISA MasterCard RuPay

Name of the card holder:  Name as on card

Expiry Date/Valid Thru:    CVV/CVC 4-DBC

Merchant Name: Rajasthan Engineering Admission Process 2026

Amount: 885.00

Processing fee:

GST:

Total:

APM ID: PG\_TRAN\_396

You can check the transaction status using the following link - [Click Here](#)

Activate Windows  
Go to Settings to activate Windows.

RuPay MasterCard Verified by VISA pci Symantec

Type here to search | 31°C Sunny | 10:33 AM 5/15/2026


Best of Arijit Singh [Slowed + R... x | (no subject) - rajendra.bhati@s... x | SBlePay UPI QR Wait x +

epaysbi.bank.in/secure/upiQRWait.jsp

## SBlePay

### Scan UPI QR

Don't press the back button.  
Please wait...  
Your transaction is in process.



Activate Windows  
Go to Settings to activate Windows.


Type here to search | 31°C Sunny | 10:33 AM 5/15/2026

After Successful Payment, registration details will be sent on your registered email id/mobile number. Please print this receipt and keep it safe.

सफल भुगतान के बाद, पंजीकरण का विवरण आपके पंजीकृत ईमेल आईडी मोबाइल नंबर पर भेज/दिया जाएगा। कृपया इस रसीद का प्रिंट निकालकर इसे सुरक्षित रखें।

Best of Arijit Singh [Slowed + R... x | (no subject) - rajendra.bhati@si... x | PaymentResponse - REAP-2026 x +

reaprajasthan.com/Student/StudentHome/PaymentResponse

 **राजस्थान अभियांत्रिकी प्रवेश प्रक्रिया (टीप)-2026**  
**RAJASTHAN ENGINEERING ADMISSION PROCESS (REAP)-2026**  
Centre For Electronic Governance, Jaipur  
(Established By Govt. of Rajasthan)  
Near Govt. R. C. Khailan Polytechnic College, Jhalana Daongri, Jaipur-302004 Phone:

**PaymentResponse**  
**Payment Response From SBI:**

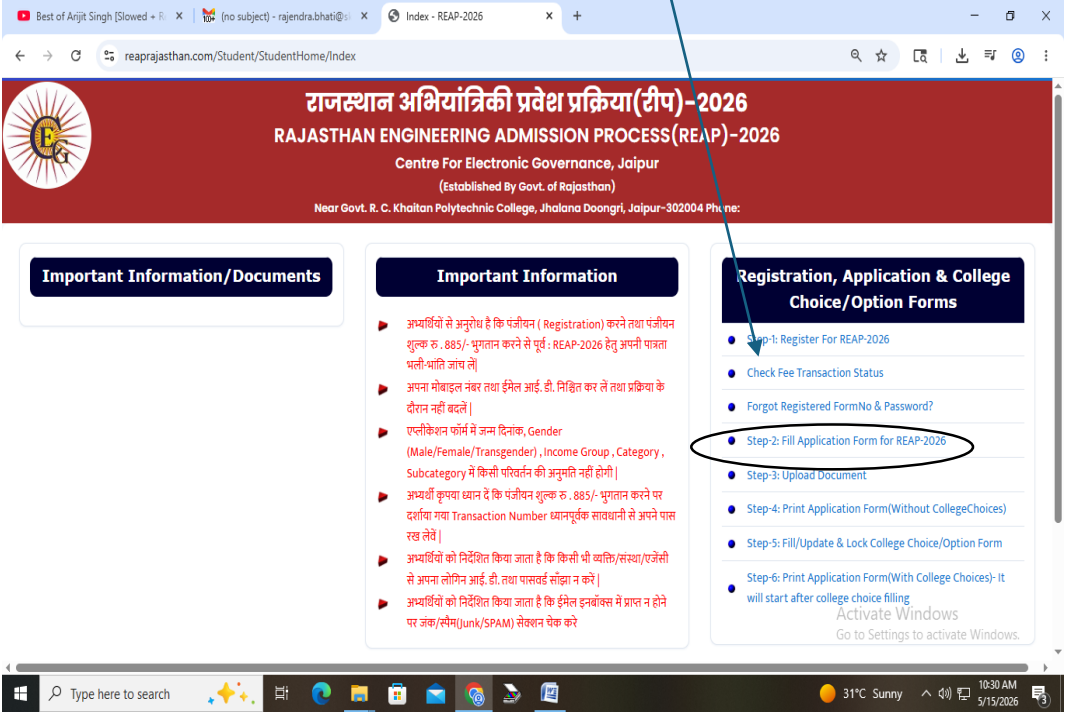
**REAP-2026 Candidate Payment Receipt**

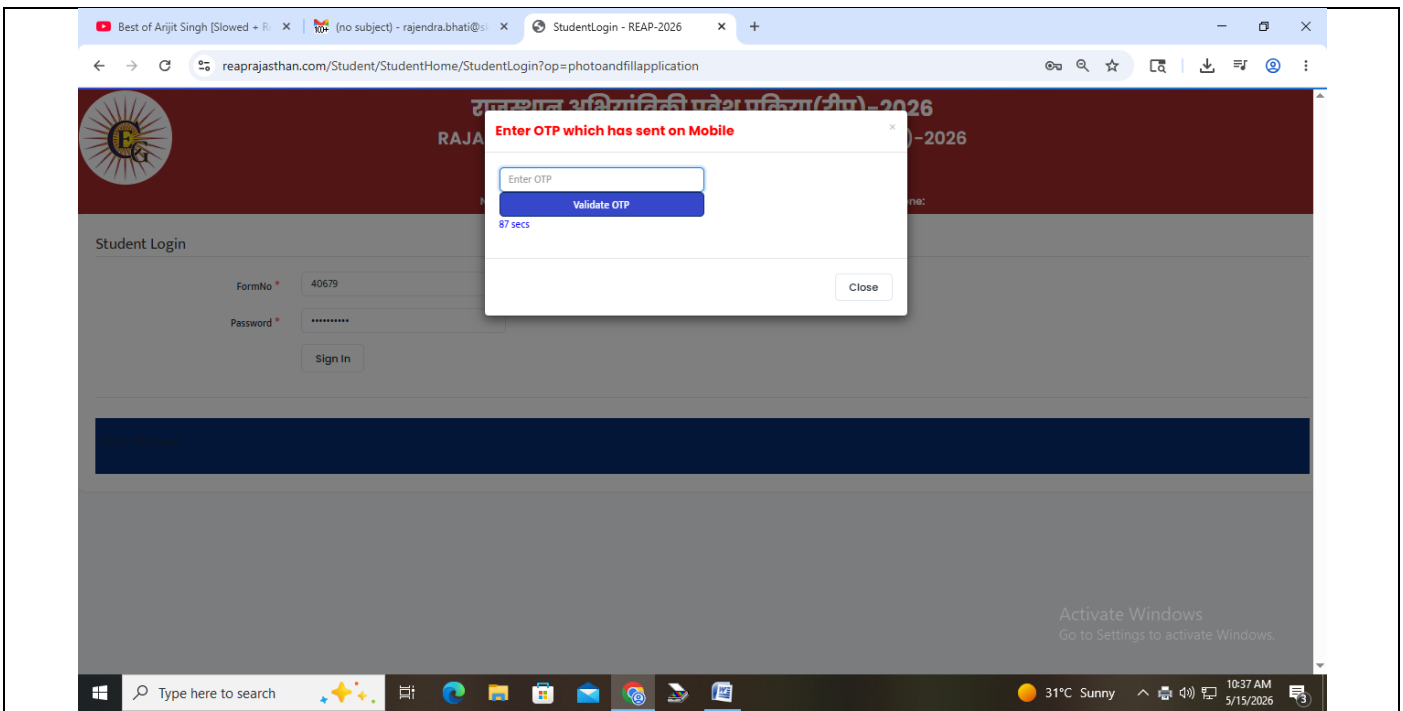
Transaction Status	Payment received Successfully
Transaction ID	XXXXXXXXXXXX
Candidate Name	XXXXXXXXXXXX
Candidate Form No/Login ID	XXXXXXXXXXXX
Amount Paid	Rs. 885/-
Transaction Date	5/15/2026 12:00:00 AM

[Print Receipt](#) [Home](#)

Activate Windows  
Go to Settings to activate Windows.

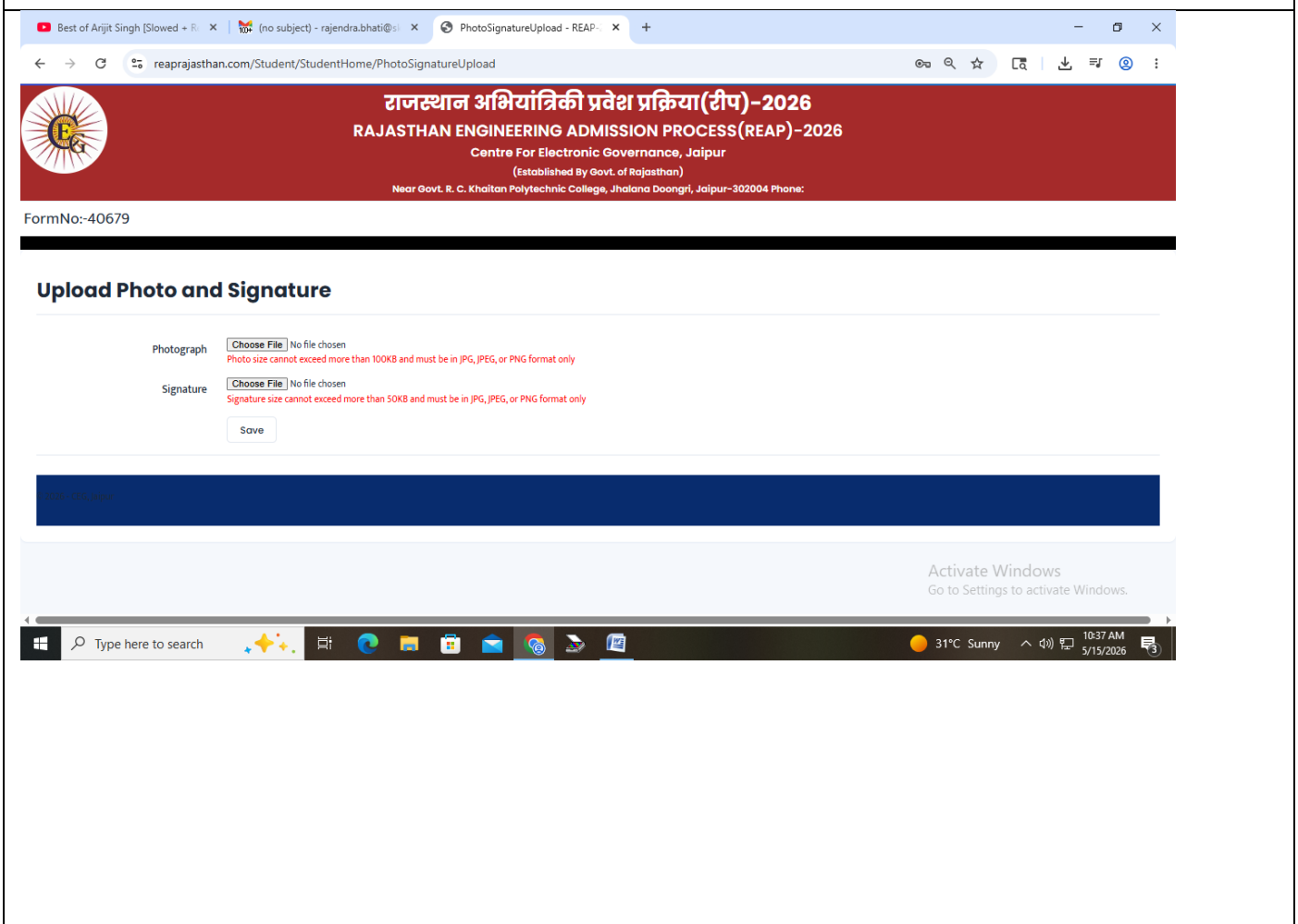
Type here to search | 31°C Sunny | 10:35 AM 5/15/2026

<p><b>Step 2</b> <b>Fill</b> <b>Application</b> <b>Form for</b> <b>REAP-2026</b></p>	<p>On the right hand side of the website one can see the tab “Step 1 Register for REAP 2026” and click on it for making registration in the admission process.</p>
<p>चरण 2: REAP-2026 के लिए आवेदन पत्र भरें।</p>	<p>वेबसाइट के दाईं ओर “Step 2 Fill Application Form for REAP-2026” टैब दिखाई देगा। प्रवेश प्रक्रिया में पंजीकरण करने के लिए अभ्यर्थी को इस टैब पर क्लिक करना होगा।</p>
	 <p>The screenshot shows the website interface for the Rajasthan Engineering Admission Process (REAP)-2026. The header includes the logo and text: 'राजस्थान अभियांत्रिकी प्रवेश प्रक्रिया(रीप)-2026', 'RAJASTHAN ENGINEERING ADMISSION PROCESS (REAP)-2026', 'Centre For Electronic Governance, Jaipur', and '(Established By Govt. of Rajasthan)'. Below the header, there are three main sections: 'Important Information/Documents', 'Important Information', and 'Registration, Application &amp; College Choice/Option Forms'. The 'Registration, Application &amp; College Choice/Option Forms' section contains a list of steps: 'Step-1: Register For REAP-2026', 'Check Fee Transaction Status', 'Forgot Registered FormNo &amp; Password?', 'Step-2: Fill Application Form for REAP-2026' (highlighted with a red circle), 'Step-3: Upload Document', 'Step-4: Print Application Form(Without College Choices)', 'Step-5: Fill/Update &amp; Lock College Choice/Option Form', and 'Step-6: Print Application Form(With College Choices)- It will start after college choice filling'. The Windows taskbar at the bottom shows the time as 10:30 AM on 5/15/2026.</p>
<p>You will be prompted for your <b>Form Number</b> and <b>Password</b> as shown below. Login using your credentials (<b>Form Number</b> and <b>Password</b>) and keep your mobile number handy/Email id opened to enter the OTP received.</p>	
<p>आपसे नीचे दिखाए अनुसार आपका फॉर्म नंबर और पासवर्ड मांगा जाएगा। अपने क्रेडेंशियल (फॉर्म नंबर और पासवर्ड)का उपयोग करके लॉगिन करें और प्राप्त OTP दर्ज करें।</p>	



After payment In this step, the candidate should upload his/her recent photo (Max. file size : 100KB in JPG format) and his/her scanned Signature (Max. file size : 50 KB in JPG format) and proceed to process by clicking on the button “SAVE”.

भुगतान के बाद, इस चरण में अभ्यर्थी को अपनी नवीनतम फोटो (100 kb) और हस्ताक्षर (50 kb) की स्कैन कॉपी JPG प्रारूप (अपलोड करनी होगी। इसके बाद “SAVE” बटन पर क्लिक करके प्रक्रिया आगे बढ़ाएँ।



After uploading Photograph and Signature click on save button. After clicking on save button you will be prompted for the new window as shown below. Fill details as required in the form and after filling the form click on "**Save & Continue**"

फोटोग्राफ और हस्ताक्षर अपलोड करने के बाद "Save" बटन पर क्लिक करें। "Save" बटन पर क्लिक करने के बाद आपको नीचे दिखाए अनुसार एक नई विंडो पर ले जाया जाएगा। आवश्यक विवरण भरें और फॉर्म भरने के बाद "Save & Continue" पर क्लिक करें।

FormNo:-40679

(Established by Govt. of Rajasthan)  
Near Govt. R. C. Khaitan Polytechnic College, Jhalana Dongri, Jaipur-302004 Phone:

### Step-3

Photo Signature

Basic Details of Candidate

FormNo  
Candidate Name  
Father Name

Activate Windows  
Go to Settings to activate Windows.

Type here to search 31°C Sunny 10:37 AM 5/15/2026

Mother Name  
Gender  
Date of Birth

### JEE Mains Exam Details

Do you applied for Jee Mains \*  
JEE Application Number

### Domicile & Category Details

Domicile State \*  
Do you have sports Quota \*  
Category \*  
Enter Sub Category \*  
Do you belong to Exservice Men Category ? भूतपूर्व सैनिक

JEE (Mains) दिया है और 20  
पर्सटाइल या अधिक है तो  
JEE(Mains)2026 का ही चयन करे ।

Do you have sports Quota \*

--Do you have Sports Quota?--  
--Do you have Sports Quota?--  
Yes  
No

Category \*

Enter Sub Category \*

Domicile District

--Select District--

Tehsil

Do you belong to Exservice Men Category ? भूतपूर्व सैनिक

--Select--

### Candidates Other details

Nationality \*

--Selected--

Religion \*

--Selected--

प्रत्येक ब्रांच में 5% सीटें TFWS सीटें होती हैं। अगर परिवार की आय 8 लाख से कम है, तो Less than 8 Lacs

स्पोर्ट्स कोटा आरक्षण केवल उन अभ्यर्थियों पर लागू होगा जिनके पास REAP दिशानिर्देशों के अनुसार- वैध खेल प्रमाणपत्र उपलब्ध हों-

जिस कैटेगरी में है उसका ही चयन करे | प्रमाण पत्र निर्धारित मापदंडों / समय का बना हुआ होना चाहिए |

Best of Arijit Singh [Slowed + R... (no subject) - rajendra.bhati@s... StudentRegistration2 - REAP-20... reaprajasthan.com/Student/StudentHome/StudentRegistration2

### Candidates Other details

Nationality \* --Selected--  
Religion \* --Selected--  
Area of Residence \* --Selected--  
Family Income From All Sources \* --Select--

### Correspondance Details

Address \*  
Post Office \*  
state \* - Select -  
district \* - Select -  
pincode \*  
phone

### Your Desired Eligibility of Admission in REAP-2026

Select basis of admission \* --Select Eligibility of Admission--

### Academic Details(10th)

Class	Board Name	State Name	Passing Year	Max Marks	Obtained Marks	Percentage/Grade	Roll Number
10th							

10:38 AM 5/15/2026 31°C Sunny

After entering the required academic details, click “Save and Continue” to view the candidate’s complete details.

आवश्यक शैक्षणिक विवरण दर्ज करने के बाद, अभ्यर्थी की संपूर्ण जानकारी देखने के लिए “Save and Continue” पर क्लिक करें।

#### Academic Details(10th)

Class	Board Name	State Name	Passing Year	Max Marks	Obtained Marks	Percentage/Grade	Roll Number
10th Class	ANDHRA UNIVERSITY, WAL	ARUNACHAL PRADESH	--Select 10th Passin				Enter 10th Roll N

#### Academic Details(12th)

Class	Board Name	State Name	Passing Year	Max Marks	Obtained Marks	Percentage/Grade	Roll Number
12th Class	-- Select --	- Select-	--Select 12th Passin				

#### Class XIIth Subject Details

(NOTE: Choose your subjects as per your desired branch as per AICTE Norms, Please click here to see branches and subject eligibility criteria)

Please select Your Subject Group(As Per AICTE Norms):  Group 1  Group 2  Group 3  Group 4  Group 5  Group 6

12th Subject Name	Max. Marks	Obt. Marks
First Subject :- --Select First Subject Name--		
Second Subject :- --Select Second Subject Name--		
Third Subject :- --Select Third Subject Name--		

Save & Continue

REAP 2026 में, ग्रुप 1 (GROUP 1) का ही चयन करें, अन्यथा आप कॉलेजो की सभी ब्रांचो का चयन ऑप्शन फॉर्म में नहीं कर पाएंगे।

Candidate is required to verify all the basic details carefully and click "Save and Continue" if the information is correct. In case any correction is required, click "Back and Edit."

अभ्यर्थी को सभी मूलभूत जानकारियों को ध्यानपूर्वक सत्यापित करना आवश्यक है तथा जानकारी सही होने पर "Save and Continue" पर क्लिक करें। यदि किसी प्रकार का संशोधन आवश्यक हो, तो "Back and Edit" पर क्लिक करें।

### Basic Details of Candidate

Category	SubCategory	Ex-ServiceMen	Yes
Category Certificate / Applied Receipt No.			
Category Certificate Issue Date	26		
Ex-Servicemen Sub Category	Nationality	Religion	HINDU
Area of Residence	Family Income From All Sources	Domicile State	RAJASTHAN
Domicile Certificate / Token ID or Applied Receipt No.			
Address	Post Office	state	ANDAMAN AND NICOBAR ISLANDS
district	pincode	Phone	9812211111
Do You belong to TSP Area	District	Tehsil	Behror

### Qualification Details(10th Class)

Board Name	State Name	ARUNACHAL PRADESH	Year of Passing	2008
Max. Marks	Marks Obtained	899	Percentage	74.92
Roll Number				

### Qualification Details(12th Class)

Board Name	State Name	Year of Passing
Max. Marks	Obtained Marks	Percentage
Roll Number	First Subject Physics Max. Marks	First Subject Physics Obl. Marks

### Qualification Details(12th Class)

Board Name	State Name	Year of Passing
Max. Marks	Obtained Marks	Percentage
Roll Number	First Subject Physics Max. Marks	First Subject Physics Obl. Marks
Second Subject Chemistry Max. Marks	Second Subject Chemistry Obl. Marks	Third Subject Name
Third Subject Max Marks	Third Subject Obtained Marks	Having Sports Qouta?

### JEE Mains Exam Details Applied:- Yes

JEE Application Number 260310112233

Save & Continue

Back & Edit

Upload all the required documents in PDF format only, and ensure that each document size does not exceed 200KB. After selecting the document, click "Upload" and once the status shows "Document Uploaded," click the "Save" button at the end.

सभी आवश्यक दस्तावेज़ केवल PDF प्रारूप में अपलोड करें तथा प्रत्येक दस्तावेज़ का आकार 200KB से अधिक नहीं होना चाहिए। दस्तावेज़ चुनने के बाद "Upload" पर क्लिक करें और "Document Uploaded" स्थिति दिखाई देने पर अंत में "Save" बटन पर क्लिक करें।

Save - REAP-2026 x (88) WhatsApp x Joint Entrance Exa x JEE Main 2026-S2 x JEE(Main) 2026 Se x Online PDF Conve x + Ask Gemini | - x

reaprajasthan.co.in/Student/StudentHome/Save

### Upload Your Documents(Only PDF Document , Max. Size : 200KB)

Document	Upload File	Upload Document	Document Uploading Status
Upload 10th Marksheet	<input type="button" value="Choose File"/> Akhil Chaudhary_10	<input type="button" value="Upload"/>	Document Uploaded
Upload 12th Marksheet	<input type="button" value="Choose File"/> Akhil Chaudhary_12	<input type="button" value="Upload"/>	Document Uploaded
Upload JEE MAINS Marksheet	<input type="button" value="Choose File"/> Akhil_JEE new.pdf	<input type="button" value="Upload"/>	Document Uploaded
Upload Domicile State Document	<input type="button" value="Choose File"/> Akhil Chaud...onvert	<input type="button" value="Upload"/>	Document Uploaded

© 2026 - CEG, Jaipur

Activate Windows  
Go to Settings to activate Windows.

Type here to search

5:14 PM  
5/21/2026

Select the desired institute and branch from the dropdown menu, then click “Add Choice” to add it to the choice list. Candidates may add multiple choices, arrange them using the Up/Down options, or remove any choice using the delete icon. After finalizing all choices, click “Save Choice” to save the selected preferences.

ड्रॉपडाउन मेनू से इच्छित कॉलेज एवं ब्रांच का चयन करें, फिर उसे विकल्प सूची में जोड़ने के लिए “Add Choice” पर क्लिक करें। अभ्यर्थी एक से अधिक विकल्प जोड़ सकते हैं, उन्हें Up/Down विकल्प की सहायता से क्रमबद्ध कर सकते हैं तथा किसी विकल्प को हटाने के लिए Delete आइकन का उपयोग कर सकते हैं। सभी विकल्प अंतिम रूप से चयनित करने के बाद “Save Choice” पर क्लिक करके अपनी प्राथमिकताएँ Save करें।

Centre For Electronic Governance, Jaipur  
(Established By Govt. of Rajasthan)  
Near Govt. R. C. Khaitan Polytechnic College, Jhalana Doongri, Jaipur-302004 Phone:

FormNo:-41935 Logout

### CollegeChoice

Information: Fill Maximum number of desired college choices

SWAMI KESHVANAND INSTITUTE OF TECHNOLOGY, MANAGEMENT AND GRAMOTHAN, JAIPUR (Code:1031) | ELECTRICAL ENGINEERING(SFS) | Add Choice

Choice Number	College Code	College NAME	College Branch	Branch Code	Remove College	Up/Down College
1	1031	SWAMI KESHVANAND INSTITUTE OF TECHNOLOGY, MANAGEMENT AND GRAMOTHAN, JAIPUR (Code:1031)	COMPUTER SCIENCE AND ENGINEERING(SFS)	176	Remove	Up/Down
2	1031	SWAMI KESHVANAND INSTITUTE OF TECHNOLOGY, MANAGEMENT AND GRAMOTHAN, JAIPUR (Code:1031)	COMPUTER SCIENCE AND ENGINEERING (ARTIFICIAL INTELLIGENCE)(SFS)	180	Remove	Up/Down
3	1031	SWAMI KESHVANAND INSTITUTE OF TECHNOLOGY, MANAGEMENT AND GRAMOTHAN, JAIPUR (Code:1031)	COMPUTER SCIENCE AND ENGINEERING (DATA SCIENCE)(SFS)	147	Remove	Up/Down
4	1031	SWAMI KESHVANAND INSTITUTE OF TECHNOLOGY, MANAGEMENT AND GRAMOTHAN, JAIPUR (Code:1031)	COMPUTER SCIENCE AND ENGINEERING (IOT)(SFS)	200	Remove	Up/Down
5	1031	SWAMI KESHVANAND INSTITUTE OF TECHNOLOGY, MANAGEMENT AND GRAMOTHAN, JAIPUR (Code:1031)	INFORMATION TECHNOLOGY(SFS)	112	Remove	Up/Down
6	1031	SWAMI KESHVANAND INSTITUTE OF TECHNOLOGY, MANAGEMENT AND GRAMOTHAN, JAIPUR (Code:1031)	ELECTRONICS AND COMMUNICATION ENGINEERING(SFS)	109	Remove	Up/Down
7	1031	SWAMI KESHVANAND INSTITUTE OF TECHNOLOGY, MANAGEMENT AND GRAMOTHAN, JAIPUR (Code:1031)	CIVIL ENGINEERING(SFS)	105	Remove	Up/Down
8	1031	SWAMI KESHVANAND INSTITUTE OF TECHNOLOGY, MANAGEMENT AND GRAMOTHAN, JAIPUR (Code:1031)	MECHANICAL ENGINEERING(SFS)	113	Remove	Up/Down
9	1031	SWAMI KESHVANAND INSTITUTE OF TECHNOLOGY, MANAGEMENT AND GRAMOTHAN, JAIPUR (Code:1031)	ELECTRICAL ENGINEERING(SFS)	107	Remove	Up/Down

Save Choice Lock Choice

5:16 PM 5/21/2026

After completing the application process, candidates can download and print the application form and college choice form ( click on “step 6: Print application form with college choices”).

आवेदन प्रक्रिया पूर्ण होने के बाद अभ्यर्थी आवेदन पत्र एवं कॉलेज विकल्पों का प्रिंट डाउनलोड कर सकते हैं।  
 (“step 6: Print application form with college choices”)

### Important Information/Documents

### Important Information

- अभ्यर्थियों से अनुरोध है कि पंजीयन ( Registration) करने तथा पंजीयन शुल्क रु . 885/- भुगतान करने से पूर्व : REAP-2026 हेतु अपनी पात्रता भली-भांति जांच लें।
- अपना मोबाइल नंबर तथा ईमेल आई. डी. निश्चित कर लें तथा प्रक्रिया के दौरान नहीं बदलें।
- एप्लीकेशन फॉर्म में जन्म दिनांक, Gender (Male/Female/Transgender) , Income Group , Category , Subcategory में किसी परिवर्तन की अनुमति नहीं होगी।
- अभ्यर्थी कृपया ध्यान दें कि पंजीयन शुल्क रु . 885/- भुगतान करने पर दर्शाया गया Transaction Number ध्यानपूर्वक सावधानी से अपने पास रख लें।
- अभ्यर्थियों को निर्देशित किया जाता है कि किसी भी व्यक्ति/संस्था/एजेंसी से अपना लॉगिन आई. डी. तथा पासवर्ड साँझा न करें।
- अभ्यर्थियों को निर्देशित किया जाता है कि ईमेल इनबॉक्स में प्राप्त न होने पर जंक/स्पैम(Junk/SPAM) सेक्शन चेक करें।

### Registration, Application & College Choice/Option Forms

- Step-1: Register For REAP-2026
- Check Fee Transaction Status
- Forgot Registered FormNo & Password?
- Step-2: Fill Application Form for REAP-2026
- Step-3: Upload Document
- Step-4: Print Application Form(Without CollegeChoices)
- Step-5: Fill/Update & Lock College Choice/Option Form
- [Step-6: Print Application Form\(With College Choices\)- It will start after college choice filling](#)

**For any query, please contact our admission team:**

**85050 03008**